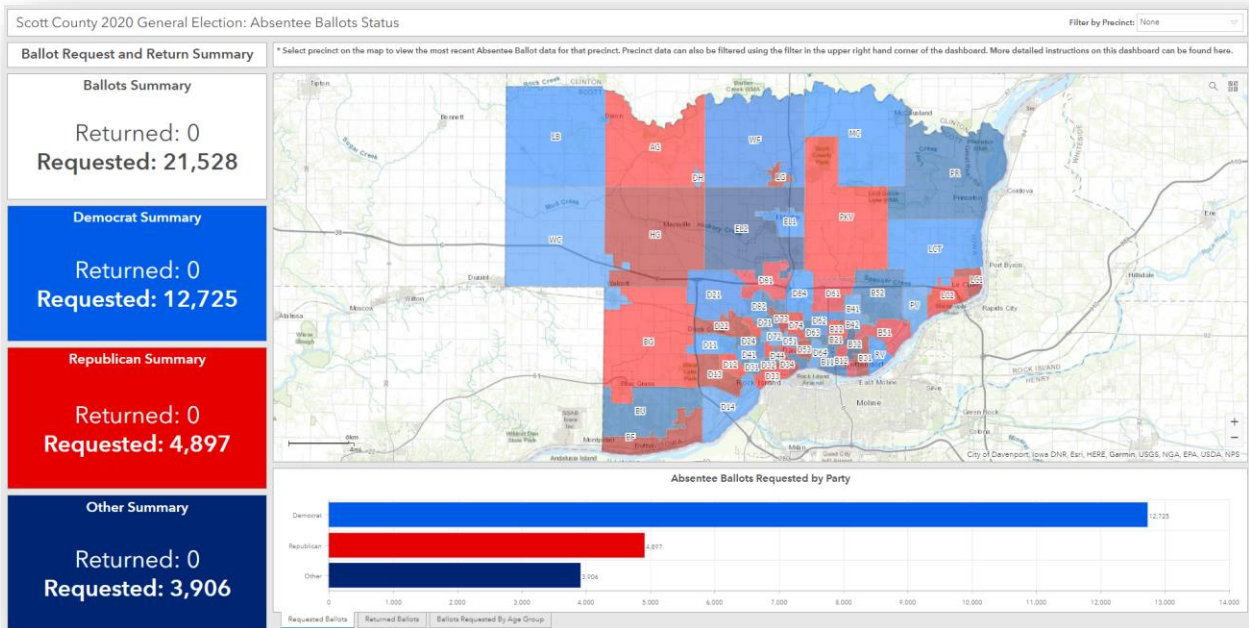




2020 General Election: Absentee Ballots Status Instructions.

The purpose of this dashboard is to allow residents of Scott County, Iowa, to view the number of requested and returned absentee ballots for the 2020 General Election. This document provides instructions for users to view ballot numbers county wide or by voting precinct. By default, this dashboard displays the numbers of ballots requested and returned for all precincts within Scott County, Iowa.

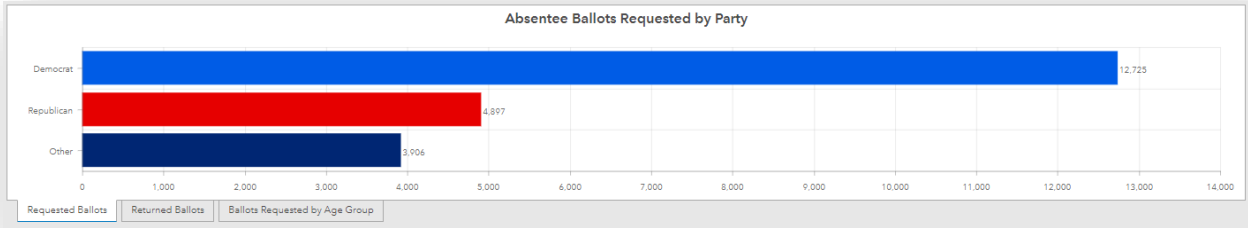
Dashboard Layout, Infographics and Graphs



The layout includes a map displaying precincts, infographics for Ballots Requested and Ballots Returned, graphs displaying Ballots Requested and Returned along with Ballots Requested by Age Category.



2020 General Election: Absentee Ballots Status Instructions.



Select the tabs across the bottom to view Ballots Requested, Ballots Returned and Ballots Requested by Age Group.

Options to View Information by Precinct

Filter by Precinct

Filter by Precinct: D61

Ballots Summary

Party	Returned	Requested
Total	0	438
Democrat	0	221
Republican	0	133
Other	0	84

Absentee Ballots Requested by Party

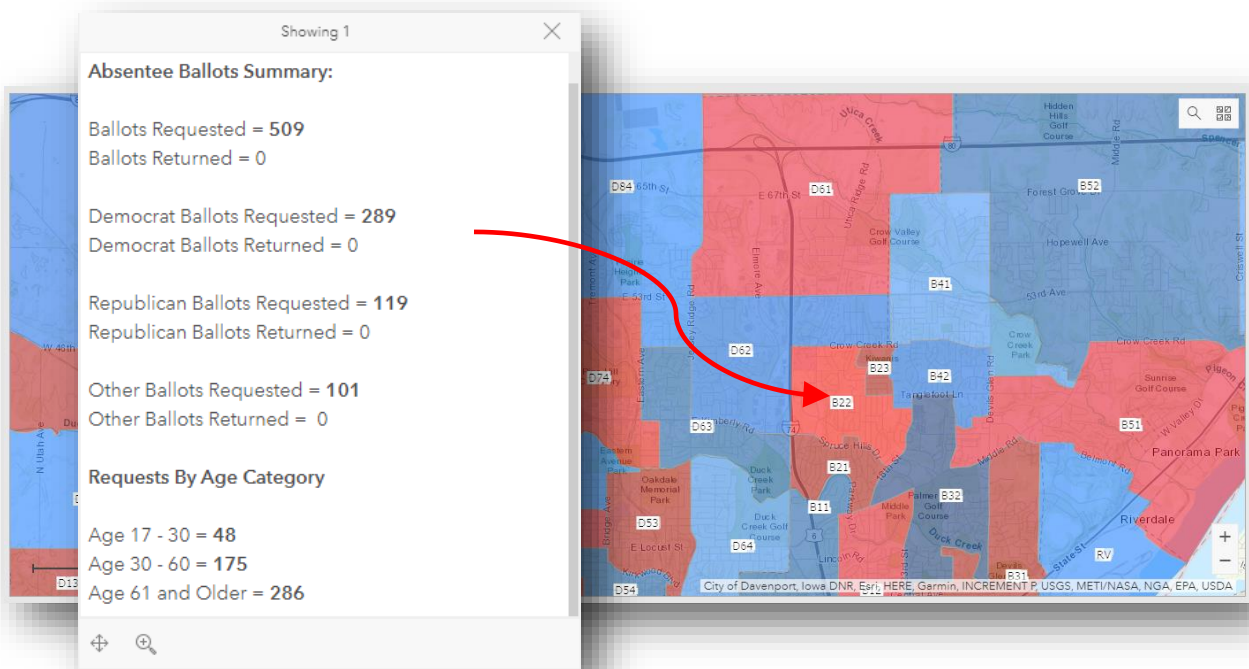
Party	Count
Democrat	221
Republican	133
Other	84

Use the "Filter by Precinct" to select individual precincts located in the upper right-hand corner of the dashboard. When selecting an individual precinct, the infographics and graphs will change when filtered. The map will also only display the filtered precinct.



2020 General Election: Absentee Ballots Status Instructions.

Map Pop-Up



Click on a precinct to view a Pop-Up window that contains Ballots Requested and Returned along with Requests by Age Category. The Pop-Up also displays information on requests and returns by party.