


TRANSFER PAGE 8 LAD 452

Section line between SECS 21 & 28


20 21
29 28

NW Corner SEC 28-79-3

Corporate Limits 11-4-75-7



SHERIDAN TOWNSHIP



Arrows pointing to the road
Arrows to road
11-4-75-7
10-12-96

DONALD L. LEPPE
7-21-88 (3)
7-28-88 8007-120

3

Section line between SECS 28 & 29


46



Corporate Limits 11-4-75-7
Corp. Limits 3-13-96

SHERIDAN TOWNSHIP

SLOPERTOWN ROAD



46

17

SHERIDAN TOWNSHIP