



## Scott County Health Department

600 W. 4th Street | Davenport, IA 52801-1030 | P. 563-326-8618 | F. 563-326-8774  
health@scottcountyia.com | www.scottcountyia.com/health

### Director's Report to the Board of Health July 12, 2019

#### Director's Attended Meetings –June 2019

1. Scott County Decategorization (DECAT) Fiscal Committee
2. DECAT Board
3. Mahesh Sharma, County Administrator (2)
4. Live Lead Free Quad Cities
5. Ken Sharp and Iowa Department of Public Health Staff
6. Brandon Wright, Assistant City Administrator and Davenport Staff
7. Stephen Orton, University of North Carolina
8. David Farmer, Budget Manager
9. Tim Huey, Board of Supervisors, and County Staff on Park View

I would like to recognize the following employees for their years of service with the Department:

Cindi Levetzow, Office Assistant	11 years	July 30
Trish Beckman, Medical Assistant	14 years	July 18
Stuart Scott, Disease Intervention Specialist	29 years	July 9

#### *Monitor Health Status*

##### Communicable Disease Program

Six communicable diseases were reported during June. They included three e. Coli infections, two cases of hepatitis C, and one case of salmonellosis.

##### Rabies Risk Assessments

Thirty-six individuals required rabies risk assessments after exposures to twenty dogs, nine cats, and four bats. One bat exposed two individuals and one cat scratched three individuals. Rabies post exposure prophylaxis was recommended for fourteen individuals.

##### Childhood Lead Poisoning Prevention Program

In June, there were nine children receiving individual case management. Of those, two had a blood level between 15-19 ug/dL and two had a blood lead level between 20-44 ug/dl. The remaining five children had a blood lead level less than 15 ug/dL. Eight children with an initial blood lead level between 10-14 ug/dL received supportive services (visual inspections, education over the telephone, appointment reminders) for lead poisoning this month. Of

those, six had a blood lead level between 10-14 ug/dL and two had a blood lead level less than 10 ug/dL. These children receive public health nursing support until two consecutive blood lead levels equal to or below 5 ug/dL are obtained.

Five children attending Scott County Health Department's (SCHD) Immunization Clinic accepted lead testing services during their visit. Three children were between the ages of one and two years and two children were between the ages of three and six years. Scott County WIC locations completed eighteen lead tests during June. No new cases of lead poisoning were identified at either location.

### *Diagnose/Investigate Health Problems and Hazards*

#### Sexually Transmitted Disease Program

One hundred and six clients received sexually transmitted disease (STD) clinic services during June. Thirteen clients tested positive for chlamydia, eight tested positive for gonorrhea, and one client tested positive for HIV at the Health Department's clinic. In total, ninety-one cases of chlamydia, thirty-four cases of gonorrhea, one case of syphilis, and one HIV case were reported in Scott County during the month.

### *Evaluate Effectiveness, Accessibility and Quality*

#### First Med Pharmacy Review

In May, one hundred and fifty-seven inmates received one thousand one hundred and sixty-two prescriptions. The use of generic medication was at ninety-eight percent.

#### Financial Review of Subcontractors

SCHD staff met with Community Health Care, Inc. (CHC) staff, Jennifer Valle and Deb Lyle, to complete a financial review of subcontracts with the agency for I-Smile™ Silver, Immunization Services, and the Childhood Lead Poisoning Prevention programs. The outcome of the review was overall positive with no requirements for CHC. However, SCHD staff recommended that CHC assure that claims are submitted in a timely manner, timesheets are supplemented by additional detail when staff work in multiple programs, and policies are reviewed every two years rather than every three years. Financial reviews were also conducted at the Center For Alcohol & Drug Services, Inc/UnityPoint – Health to evaluate the County Substance Abuse Program and at Genesis Cancer Center to evaluate the Care For Yourself and WISEWOMAN programs.

#### Immunization Benchmark Report Card

In June, the Iowa Department of Public Health (IDPH) released a Benchmark Report Card for Childhood and Adolescent Immunization Rates. It can be generated from the Iowa Immunization Registry Information System (IRIS). The report compares the individual provider organization to the immunization rates of the state and county in which the organization is located. The data is based upon immunization records entered into IRIS.

	Iowa	Scott County	Scott County Health Department
Children Up-to-Date at 24 months [DTaP (4), Hepatitis B (3), MMR (1), Hib (3), Polio (3), Varicella (1), Pneumococcal (4)]	74%	74%	67%
Adolescents Between Ages 13-15 Current [Tdap (1), Hepatitis B (3), MMR (2), Varicella (2), Meningococcal (1)]	68%	67%	72%
Adolescents Between Ages 13-15 with a Complete Gardasil (HPV) series	43%	38%	43%

School Health Services Report

The department’s school health consultant provides services to the nine non-public schools in Scott County. Each school is given a list of services the department is able to provide and determines what services best fit its needs. At the end of the school year each school was given a survey and asked to evaluate the services which were provided to them this year. Overall, schools were very satisfied with the services received from the school health consultant. Attachment 2 is the full report.

*Develop Policies and Plans*

Scott County Begins Continuity of Operations/Continuity of Government Planning

Staff and I attended the kick off meeting for Scott County’s continuity of operations/continuity of government (COOP/COG) planning process. Representatives from CH Consulting Group introduced the concept of, and expectations for, COOP/COG planning to all Scott County departments. Each department will have a direct role in identifying the essential functions of its department. The COOP/COG process will continue throughout the rest of the calendar year.

NEMS Assessments and Recommendation Implementations

Senior Star at Elmore Place implemented healthful Nutritional Environment Measures Survey – Vending (NEMS-V) snack and beverage options in each of its vending machines. Our staff completed the NEMS-V reassessment. While Senior Star at Elmore Place was just a few slots shy of reaching their 25% healthy options goal for each vending machine, all of the vending machines increased in healthy options provided!

Go Fish Marina Bar & Grill in Princeton implemented healthful Nutritional Environment Measures Survey – Restaurant (NEMS-R) recommendations in June. Go Fish Marina Bar & Grill added fat free salad dressings, removed breadsticks as a side with salads, offers whole grain bread, and identified healthful NEMS options on the menu.

Staff met with The Depot in Donahue to review NEMS-R results and recommendations. The Depot expressed interest in offering healthy salad dressings, counting calories, and highlighting healthy menu options. Staff will support The Depot as they work through implementation.

*Enforce Laws and Regulations*

Seasonal Pool Inspections

Many seasonal pools have opened later than usual this year. Both initial and reinspections were conducted during June.

Waste Hauler Inspections Underway

Staff inspects vehicles that haul waste/refuse to the Scott Area Landfill through a partnership with the Waste Commission of Scott County. Davenport and Bettendorf Public Works Departments' waste hauling vehicles were inspected during June.

School Dental Screening Audit Results

Staff has reviewed the school dental screening results from accredited public and non-public schools within Scott County (Attachment 2).

Mosquito Complaint in Out of Service Swimming Pool

Staff investigated a complaint about mosquitoes breeding in a swimming pool at an apartment complex in Bettendorf. The pool is out of service as of this year and the owner plans to demolish it. Staff found the pool to be teeming with mosquito activity. The property manager agreed to treat the pool water with a larvacide and did so the same day. The complainant called again about two weeks later reporting that the mosquitoes were still bad. Staff returned to the property and the mosquito activity was substantially reduced. The manager agreed to treat the pool water again with a granulated form of the larvacide for quicker release of the agent.

Founded Food Service Complaints

<b>Facility</b>	<b>Reason</b>	<b>Complaint Status</b>
Fresh Thyme, East Kimberly Road, Davenport	Small pieces of black plastic found in packages of ground beef	Resolved

Food Service Program Closures

<b>Facility</b>	<b>Reason</b>	<b>Status</b>
Texcoco, East Locust Street, Davenport	Failure to clean up mice feces and using open bait	Resolved and reopened

Temporary Events

<b>Event</b>	<b>Number of Inspections</b>	<b>Status</b>
Quad City Air Show	51	Completed

### Swimming Pool and Spa Inspection Records Provided to KWQC-TV6

Staff received a freedom of information request from KWQC TV for copies of all pool and spa inspections for the last year. These were provided and the reporter did an interview with inspection staff asking about significant safety concerns at pools in general. Staff spent time speaking with individuals connected with the pools that were featured in the story regarding the nature of the request.

### *Research for new insights and innovative solutions*

#### PractiSynergy Begins Work with Staff

Kevin Babb from PractiSynergy met with staff and observed the Maternal, Child, and Adolescent Health, Immunization, and STD programs to see firsthand what data entry is entered into record systems and how we currently complete billing for services. He will provide the department a report of his recommendations for how to improve current processes. It is expected that his recommendation may include a new electronic health record system as well as a billing system. In addition, credentialing staff from PractiSynergy completed credentialing applications with Iowa Total Care, the new Medicaid managed care organization, for the department.

#### Retail Food Association Summit

Staff represented the National Environmental Health Association (NEHA) at the Retail Food Association Summit meeting in Rockville, Maryland. The Association of Food & Drug Officials (AFDO), Conference for Food Protection (CFP), and National Association of County and City Health Officials (NACCHO) were also represented, as well as several retail food safety divisions of the Food & Drug Administration (FDA). The Summit provided an opportunity for each organization to discuss what it does regarding food safety so gaps and/or overlaps can be identified. The associations then discussed strategies for leveraging the collaborative efforts of the respective organizations to enhance the effectiveness of the nation's retail food protection system - focusing on measurable outcomes. The main goal of this new task force is to develop strategies to decrease the occurrence of foodborne illness across the country. This is a long-term project and more information will be provided as it becomes available.

### **Assurance**

#### *Link People to Needed Personal Health Service*

#### Oral Health Care Coordination for Adults

Staff had thirteen new individuals take advantage of care coordination services in June. Staff is beginning to hear more from the adult population younger than age 60 due to Iowa Department of Human Services referrals, as well as from local dental offices who do not take Iowa Medicaid.

### Presumptive Eligibility Services Continue to Link Individuals with Iowa Medicaid

Presumptive eligibility (PE) applications continue to be a very popular service for the public. Staff assisted with applications for pregnant women, children, and members of the public. Individuals approved through PE receive immediate, temporary Medicaid coverage. This coverage often helps the individuals address immediate physical or mental health needs.

### HIV Outreach Testing Events

This month, several special testing events were held offering additional HIV CTR services. National HIV Testing Day was held on June 27. Free HIV testing was offered to the public at Walgreens Pharmacy at 1805 Brady St. Davenport through a collaborative partnership with Walgreens and Greater Than AIDS ([www.greaterthan.org](http://www.greaterthan.org)). Thirty-nine individuals were tested for HIV. Educational materials were offered, focusing on pre-exposure prophylaxis (PrEP) for HIV prevention.

On June 28 and 29, staff partnered with the Project of the Quad Cities to offer free HIV testing at the Quad Cities Unity Pride Street Fest, an event focused on the lesbian, gay, bisexual, transgender, queer/questioning (LGBTQ+) population. The Project of the Quad Cities staffed the intake table, assisting those interested in testing to complete paperwork and directing them to the testing areas. SCHED staff completed ninety-seven HIV tests with one client testing preliminary positive for HIV. In addition, HIV prevention education and condoms and an outreach tent with interactive games and giveaways was available.

### *Assure a Competent Public and Personal Health Workforce*

#### Quad Cities Hispanic Chamber of Commerce Hosts Multicultural Speaker Series

Members of the department's Health Equity Committee attended a session of the Quad Cities Hispanic Chamber of Commerce's Multicultural Speaker Series. The Chamber hosted a session on equity featuring Manisha Paudel, Equity Coordinator for the City of Des Moines. The session addressed the impact of determinants of equity on hiring practices, services provided, and how programs are designed. Ms. Paudel spoke to the history of redlining and its legacy of discrimination and lack of wealth for minority populations. The Health Equity Committee continues to identify opportunities for education in health equity and is currently working to transition the knowledge to tangible actions that can be undertaken in the department.

#### Department-Wide Trauma Informed Care Training

Almost all staff attended Trauma Informed Care Training provided by Lucy Holmes with Prevent Child Abuse Iowa. Staff learned how fostering connections and relationships with clients helps to support healthy brain development, heal emotional wounds, and build thriving communities. Staff participated in discussions and interactive activities to better understand adverse childhood experiences (ACEs) and hone tools for building caring and resilient environments.

#### Restaurant Grading Webinar

The National Environmental Health Association (NEHA) sponsored the webinar *Healthier Cities Through Restaurant Grading* webinar. The speakers discussed how food inspections are

scored/graded across the country. The focus was on how restaurant grading policies help create healthier communities.

#### Health in All Policies Approach to Lead Poisoning Prevention

Staff listened to a NEHA webinar that discussed how the Houston Health Department is addressing childhood lead poisoning prevention through a health in all policies approach.

#### Fluoride Varnish Presentation to Medical Residents

Staff provided a fluoride varnish presentation to the medical residents at Genesis Family Medical Center. The presentation highlighted the effects of poor oral health on overall health and the physician's role in the prevention of dental disease. Following the presentation, fluoride varnish samples were provided for use on pediatric patients.

#### Public Health Improvement Training

Two members of the department's Quality Improvement Council/Accreditation Team attended the Public Health Improvement Training (PHIT) hosted by the National Network of Public Health Institutes in New Orleans, Louisiana. PHIT is a national public health training that addresses quality improvement, performance management, workforce development, and other emerging public health topics. This year's PHIT highlighted health equity as a primary training topic. The keynote, *Six Steps for Success - Facilitating Effective Meetings*, addressed skill-building for managing effective meetings with internal and external partners.

Staff attended a number of breakout sessions focused on health equity. Two sessions addressed making the transition from information to action when addressing health equity in programs and organizations. A third session, *Systems Practice for Health Equity - The Health Equity Game*, utilized an interactive process to engage participants in having discussions about the interconnectedness of the public health system and the inherent barriers that impact the ability for communities to achieve optimal health.

The session *Designing Innovations in Public Health Practice* taught attendees to use the SCAMPER diagram for creative brainstorming. One session addressed communication with in public health. *We had No Idea Health Departments did ALL THAT! Crafting Effective Communications* relayed the importance of telling public health's story in a graphic and literate manner. Practitioners were encouraged to talk public health in order to gain support for programs as well as funding.

Staff attended the PHIT post session for accredited health departments hosted by the Public Health Accreditation Board (PHAB). The session acted as a feedback gathering opportunity for PHAB, addressed the annual report requirements for accredited departments, and gave broad guidance on navigating the reaccreditation process. SCHD's Accreditation Team continues to monitor and maintain the department's work in addressing the PHAB standards and reviews the year one annual report requirements at each monthly meeting.

### Oral Health Education for Hospital Staff

Staff met with nurse managers from the Genesis Medical Center Cardiac Stepdown Unit and Intensive Care Unit to give I-Smile™ information and to discuss training for nurses and patient care technicians on oral health and how it relates to overall health with a focus on hospital acquired pneumonia. Staff also trained four new Genesis patient care technicians.

### Measles Outbreak Webinar

Staff attended the webinar *Measles Outbreak: Public Health Authority, New York City's Immunization Mandate, and the Current Legislative Landscape*. The webinar discussed the current measles outbreak, how it occurred, and various immunization laws across the country.

### Communicating with Hard-to-Reach Populations

Staff attended the webinar titled *Engaging and Communicating with Hard-to-Reach Populations* hosted by the National Association of County and City Health Officials (NACCHO). The webinar discussed best practices for engaging hard-to-reach populations. The presenters identified challenges of engaging hard-to-reach populations; highlighted the importance of leveraging cultural competency, diversity, and inclusion to develop messaging that resonates with community groups; and described the best practices and lessons learned from local health departments who are excelling at addressing public health issues in hard-to-reach populations.

### Session on Investigating Foodborne Illness Outbreaks

Staff attended the *NACCHO Sharing Session: A Multidisciplinary Approach to Investigating Foodborne Illness Outbreaks*. Foodborne illness in the United States is estimated to sicken 48 million people, cause more than 128,000 hospitalizations, and lead to 3,000 deaths every year. The Seattle King County's public health staff presented a multidisciplinary approach to investigating foodborne illness outbreaks involving staff from environmental health, epidemiology, laboratory, and communications that allows local health departments to efficiently detect cases and mitigate future exposures. Staff explained their experiences partnering across four main disciplines to address foodborne illnesses in their community as it unfolds from notification to conclusion, including successes, challenges, and lessons learned.

### Webinar on Children's Environmental Health

Staff attended the webinar *Children's Environmental Health: More than Smoke and Mold*. This program provided information on common sources of environmental hazards in the air, water, and homes and schools and offered evidence-based, practical advice to families, schools, and communities to promote a healthy environment.

### Webinar Addresses Vaccine Resistance and Hesitancy

Staff attended the webinar *Communication Principles to Address Vaccine Resistance & Hesitancy* designed to help participants effectively communicate when there is a vaccine-preventable disease outbreak. This webinar highlighted best practices in building a collaborative community response, identified effective ways to dispel common myths and misinformation typically associated with vaccine-preventable disease outbreaks, and illustrated



effective ways to address groups resistant to embrace the benefits of vaccines in a non-confrontational way. The webinar also touched on new challenges facing public health professionals who are charged with protecting the health of communities from vaccine preventable diseases.

#### Mosquito Control Webinar

Staff attended the *Mosquito Control Considerations for Flood Impacted Counties* webinar. Species of mosquitoes drawn to flood waters do not carry West Nile Virus. There was discussion about pesticide use for standing water not in flooded areas and how counties can apply for mosquito abatement money.

#### Grand Round Highlights Nutrition

Staff attended the Centers for Disease Control and Prevention Public Health Grand Rounds *Maternal, Infant and Early Childhood Nutrition: The Thousand Day Window of Opportunity*. One thousand days refers to the period from pregnancy through a child's second birthday. The live webcast provided guidance for establishing optimal nutrition that is critical for a child's brain development and healthy growth.

#### Branding on a Budget

Members of the Health Education, Health Promotion, and Marketing team viewed the webinar, *Branding on a Budget*. The presenters shared how local health departments can develop, refresh, or strengthen their brand to increase community recognition.

#### *Inform, Educate, and Empower People About Health Issues*

#### Education Provided to Youth

Staff provided health education focused on tobacco prevention, adolescent health and healthy handwashing for youth at the Safer Foundation. In addition, staff provided health education focused on oral health and healthy handwashing to youth at the Center for Alcohol & Drug Services, Inc. summer youth program. Participants were able to complete activities to practice proper tooth brushing and handwashing skills.

#### HIV Education and Testing Offered at Juneteenth

Staff took part in the Juneteenth celebration held at the Mississippi Valley Fairgrounds. Two individuals were tested for HIV. Education was provided to adults and teens. Children received educational coloring books covering basic information about HIV infection.

#### Hands Only CPR Training Offered

Staff assisted with the Quad Cities HEARTSafe Coalition's hands only cardiopulmonary resuscitation (CPR) training that was provided to R. A Jones engineering/manufacturing. Approximately thirty employees were trained during the session.

## *Mobilize Community Partnerships*

### Give Kids a Smile Workgroup Discusses Participation

Staff attended a workgroup meeting held by Bethany's Give Kids a Smile Dental program which focused on efforts to increase participation and provide targeted outreach and services to schools with the greatest needs. The program has been running a deficient during the last few years. Program staff are brainstorming ideas to increase their revenue to cover program costs while still providing preventive dental care to at risk children in the community.

### Discussion of Animal Control with City of Davenport

Following the June announcement that the City of Davenport would not be contracting with the Humane Society of Scott County regarding animal control, staff and I met with City of Davenport representatives to discuss the important link between animal control and animal bite follow-up/rabies risk assessments. City of Davenport staff acknowledged the department's concerns and indicated a willingness to work with the department to assure timely and appropriate follow-up. Recent developments indicate that there will continue to be a relationship between the City of Davenport and the Humane Society. The situation is being closely monitored.

### Outreach to Obstetrical and Gynecological Providers

Staff visited all obstetrics and gynecology offices in Scott County to share information about the Maternal Health and I-Smile™ programs. Office staff received SCHD Maternal Health brochures and the IDPH flyer, Your Baby Will Love Your Healthy Smile. Program staff's ability to assist women with linkage to medical, dental and community resources (care coordination); presumptive eligibility determination for Medicaid coverage; gap-filling direct care for oral health; risk assessments; health education; psycho-social support; and lactation support was explained during the visits.

### State Launches 5-2-1-0 in the Workplace

The Healthiest State Initiative and IDPH launched 5-2-1-0 in the Workplace during June. This is a new opportunity for Iowa workplaces to be recognized for their efforts to support healthy choices for employees. Employers of all sizes and representing all sectors are invited to sign up as a 5-2-1-0 Healthy Choices Count! Registered Workplace. Registered workplaces will receive a window cling to display their commitment to making the healthy choice the easy choice, be recognized at state-level presentations, be eligible to apply for Healthiest State Annual Awards, and received the exclusive 5-2-1-0 newsletter with implementation strategies, soft skills training, suggested activities, and funding opportunities.

### Scott County Substance Abuse Prevention Group

Staff attended the monthly meeting of the Scott County Substance Abuse Prevention Group hosted by CADS. A strengths, weaknesses, opportunities, and threats (SWOT) analysis was completed and the results used to identify action items moving forward. The group will work towards an official name and branding, identify additional community partners to bring to the table, draft by-laws and elect key steering committee positions in the coming months.

### Quad Cities Area Trauma Informed Consortium

Staff attended the June 2019 Quad Cities Area Trauma Informed Consortium meeting. Rich Whitaker, Vera French Chief Executive Officer, and Joyce Morrison, Multisystemic Therapy (MST) Services Supervisor, spoke about the new MST program that will be offered to adolescents and their families. A small team of four MST therapists, a supervisor, and an expert consultant will deliver free, home-based therapy services that are available twenty-four hours a day, seven days a week.

The program works to “change how youth function in their natural settings – home, school, and neighborhood – in ways that promote positive social behavior while decreasing anti-social behavior.” The goal is to keep youth safely in the home, as well as going to school and/or working, and out of the justice system. Issues are addressed with the entire family, so that the entire system can see positive change. The program started serving families on June 24, 2019. They anticipated that approximately sixty families will receive services each year.

### Clinical Review/Provider Panel Learns About Auto Theft Program

Staff attended the Clinical Review/Provider Panel meeting. Jeremy Kaiser, Juvenile Detention Center Director, presented information on the Auto Theft Accountability/Restorative Justice program that had recently started. Mr. Kaiser discussed program history, youth eligibility requirements, anticipated outcomes, as well as some data on training, financials, and initial implementation. He also described the use of restorative justice circles. These “circles” provide an opportunity for community members to come together to address harmful behavior in a process that explores harms and needs, obligations, and necessary engagement. Facilitators bring together individuals whose actions have harmed others and/or the community this those who have been impacted and affected by the harm.

### Staff Assists with Kids & Family Connections Summit

Staff was part of a multi-agency team that planned and facilitated the Kids & Family Connections Summit. The purpose of the event was to have a targeted discussion on how to break down silos and join forces to implement a family-centric continuum of care that supports children and families. The Summit had a total of eighty-six attendees; a mix of employees from social service agencies, schools, colleges, governmental agencies, hospitals and clinics.

Jen Best, Iowa State Extension, provided a presentation about the benefits and need for family support services, such as home visiting, in the community. After the presentation, attendees participated in facilitated table discussions on the needs of the families served, the referral process, experience with referrals and the best way to partner with family services in the future. The planning team met after the Summit to review the evaluation and facilitated discussion data. Future plans include distributing a quarterly newsletter to attendees, building additional contacts at agencies and organizations, and reaching out to the school counselors and medical offices specifically with targeted information.

### Work on First Live Lead Free QC Home Property Underway

Remediation work on the first Live Lead Free QC property began during the month of June. Two additional properties have been approved by the board to begin remediation pending acceptance of bids by Iowa-licensed abatement contractors.

### Discussion of Opioids and Naloxone in Scott County

Representatives of IDPH visited the department to meet with local representatives of law enforcement, fire, emergency medical services, hospital, public health, and substance abuse prevention and treatment agencies regarding data collected as part of the naloxone reporting program. IDPH was interested in learning about how the information is being collected and submitted as well as what various agencies/organizations are seeing in the field in terms of opioid use. IDPH received valuable insight and the group identified some next steps regarding information needed.

### **Meetings Attended by Staff**

5A Communications Committee

Access to Healthy Foods

Andrew Minear and Laurene Hendricks, Iowa Department of Public Health

Angela Spurgetis, Daniel Joiner, and 3 other staff, UnityPoint Health - Trinity

Behavioral Health Promotion Team

Bettendorf Community School District Wellness Committee

Clinical Review/Provider Panel

Combined 5A and 5B Healthcare Coalition

Community Health Assessment Steering Committee

COOP/COG Kickoff

Dee Runnels, City of Princeton Attorney

Food Rescue Partnership

Go Fish Marina Bar & Grill

Iowa HIV/AIDS Community Planning Group

Iowa Mission of Mercy Dental Event Planning Committee

Iowa Public Health Association Advocacy Committee

I-Smile™ Silver Coordinators

Jessica Valle and Deb Lyle, Community Health Care, Inc.

Joel Moore, Tony Patton, and Mandy Stradt, Genesis Cancer Center

Lifelong Smiles Coalition

Live Lead Free Quad Cities

Mike Miller, River Bend Foodbank

NACCHO Performance Improvement Workgroup

Nikki Schaul, Jaycees of the Quad Cities

Princeton City Council

Quad Cities Earth Coalition

Quad Cities HEARTSafe Coalition Board

Quad Cities Youth Conference

Quad City Elderly Consortium

Quad City Housing Cluster  
Retail Food Association Summit  
Sarah Taylor Watts, Iowa Department of Public Health  
Scott County Health Benefits Team  
Scott County Healthcare Coalition  
Senior Star at Elmore Place  
The Depot  
Tobacco Free Quad Cities Coalition  
Tobacco-Free QC Community Education Workgroup  
Trauma Informed Consortium  
Veterans Experience Event Planning Committee

Attachment 1: Reports from our database on education the Department provided to the community, education the Department provided to service providers, media inquiries and press releases/conferences

Attachment 2: School Health Services Report

Attachment 3: Summary report for the school dental screening audits



## Education provided between June 1, 2019 and June 30, 2019

<i>Education To:</i>	<i>Presentation Date</i>	<i>Total Audience</i>	<i>Requesting Organization</i>	<i>Description</i>
<i>Community</i>				
	6/10/2019	5	Safer Foundation	Handwashing/teen health
	6/10/2019	5	The Safer Foundation	Tobacco
	6/19/2019	14	Vera French	Tobacco
	6/21/2019	30	Center for Alcohol & Drug Services, Inc.	Handwashing/child and adolescent health/oral health
	6/26/2019	20	R.A Jones	Hands-only CPR
<i>Service Providers</i>				
	6/11/2019	30	Quad City Health Initiative	Tobacco and Tobacco-Free Quad Cities Coalition

<b><i>Education To:</i></b>	<b><i>Presentation Date</i></b>	<b><i>Total Audience</i></b>	<b><i>Requesting Organization</i></b>	<b><i>Description</i></b>
	6/17/2019	1	Sheriff	Tuberculosis
	6/17/2019	1	Sheriff	Bloodborne pathogens
	6/20/2019	50	Vera French	Tobacco
	6/25/2019	1	Health	Right to know
	6/25/2019	1	Health	Tuberculosis
	6/25/2019	1	Health	Bloodborne pathogens



## Media Inquiries between June 1, 2019 and June 30, 2019

<i>Request Date</i>	<i>Nature of Request</i>	<i>Request From</i>	<i>Newspaper</i>	<i>Radio</i>	<i>Television</i>
6/4/2019	Food	Television			WQAD-TV8
6/6/2019	Other	Television			WQAD-TV8
6/24/2019	Water-Pool Safety	Television			KWQC-TV6
6/26/2019	Other	Newspaper	Quad City Times		



# School Health Services Report

**2018-2019 School Year**

*Scott County Health Department*

*June 2019*



## School Health Services Survey

Nine non-public schools were sent a survey to evaluate the school health services provided by the Scott County Health Department (SCHD). Surveys were returned from all nine of the schools. A copy of the survey that was provided is available as an attachment to this report. Below are the responses to the survey.

## Schools Completing the Survey

The nine schools that completed the survey are listed below.



All Saints  
Catholic School



Assumption  
High School



John F.  
Kennedy  
Catholic School



Lourdes  
Catholic School



Morning Star  
Academy



Quad City  
Montessori  
School



Rivermont  
Collegiate



St. Paul the  
Apostle  
Catholic School



Trinity  
Lutheran  
School

## Survey Results

Below is a detailed description of the feedback received for the school health services provided for the 2018-2019 school year.

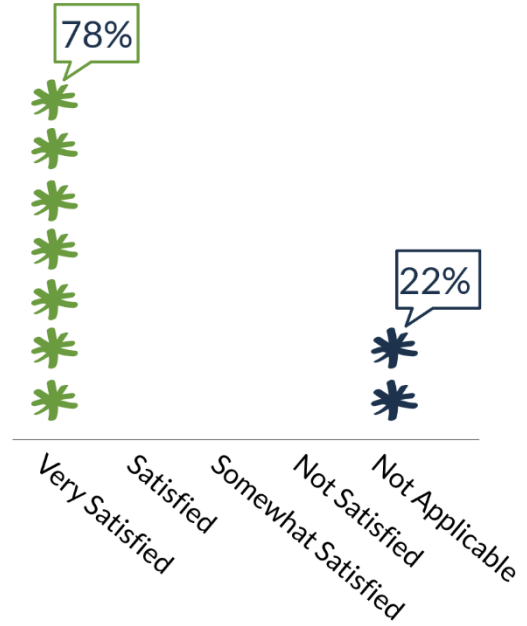
### ***Services Provided:***

- Kindergarten Round-Up
- Health Record Coordination
- Preparation for Immunization Audit
- Preparation for Dental Audit
- Vision Screening for Grades K, 1, 3, and 5
- Dental Screening for Grade K
- Hearing Screening (for Non-AEA Schools)
- Maturity/Puberty Education
- Bloodborne Pathogens Training
- Medication Administration Training



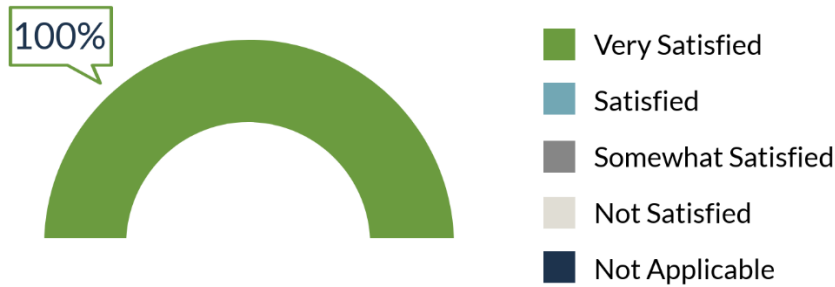
### Kindergarten Roundup & School Registration

Seven non-public schools received Kindergarten Roundup and School Registration services from the Scott County Health Department during the 2018-2019 school year. Of the seven schools that received the services, all (78%) reported being “very satisfied” with the service.



### Audit Preparation (Immunization & Dental)

All (9) schools received Audit Preparation services during the past year (100%) and reported feeling “very satisfied” with the services received to prepare for immunization and dental audits.



### Health Screenings (Vision, Hearing, Dental)

Nine schools (100%) were very satisfied with the health screening services, including vision, hearing and dental that were provided by the Scott County Health Department.

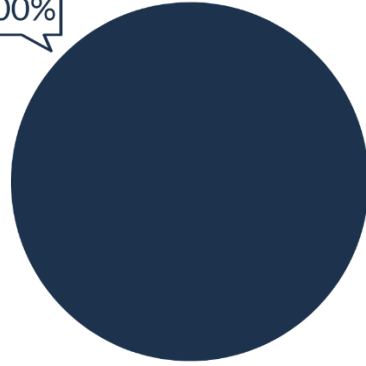




### Communicable Disease & School Health Information

Communicable disease and school health information was provided by the Scott County Health Department to all 9 of the Scott County non-public schools and 100% (9) were “very satisfied” with the services.

100%



- Very Satisfied
- Satisfied
- Somewhat Satisfied
- Not Satisfied
- Not Applicable

88%



12%



- Very Satisfied
- Satisfied
- Somewhat Satisfied
- Not Satisfied
- Not Applicable



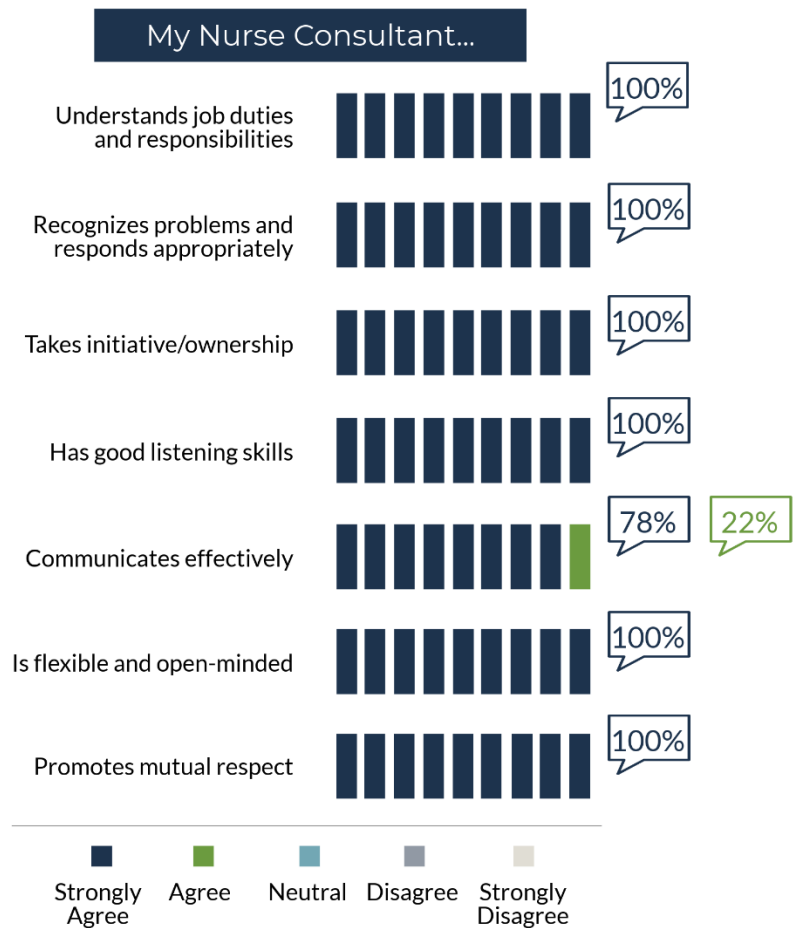
### Staff and Classroom Education

Eight of the nine schools surveyed received staff and classroom education services from the Scott County Health Department. All of the schools that received staff and classroom education services (88%) reported being “very satisfied” with the services for the 2018-2019 school year.



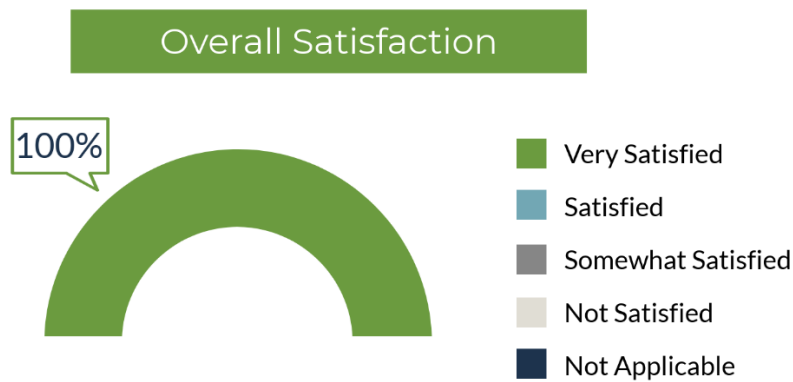
### School Nurse Consultant Rating:

In addition to rating the level of satisfaction with school nursing services, schools were asked to rate the school nurse consultant assigned to their school according to her ability to carry out the following seven competencies. Respondents provided positive responses with regard to the school nurse consultant. All nine schools indicated strongly agreeing or agreeing with each of the statements regarding her abilities.



### Overall Satisfaction Level

All nine schools receiving non-public school nursing services during the 2018-2019 academic year reported they were “very satisfied” with the services received.



Respondents were also given the opportunity to provide feedback on the nurse consultant and provided the following comments:

- *Lorna is quick to respond to any questions we have. She is very organized and helpful.*
- *Lorna is a very caring and helpful individual. She goes over and above to assist us!*
- *Lorna Bimm is awesome to work with. Very friendly, approachable, patient, and knowledgeable.*
- *We love Lorna!*
- *Lorna is an excellent consultant.*
- *I appreciate Lorna's work with us particularly providing the AED. She does a great job of keeping us up on the newest concerns or needs.*

## **Conclusion**

Each of the nine schools receiving school nurse consultant services completed and returned surveys for the 2018-2019 school year. Of the schools responding to the survey questions regarding the school nurse consultant program, all of the schools responded they were “very satisfied” with the services they received from the school nurse consultant.

In response to questions regarding the school nurse consultant assigned to their school, the response was overwhelmingly positive. Each school reported “strongly agree” or “agree” that the school nurse consultant understood her job responsibilities and duties, recognizes problems and responds appropriately, takes initiative/ownership, has good listening skills, communicates effectively, is flexible and open-minded, and promotes mutual respect. Overall, 100% of schools responding to the overall level of satisfaction question were “very satisfied” with the school nurse consultant assigned to their school.

Due to the high level of satisfaction with the school nurse consultant and the non-public school services, thousands of students in Scott County continue to benefit from the services provided by the non-public school nurse.



---

## Scott County Health Department

600 W. 4th Street | Davenport, IA 52801-1030 | P. 563-326-8618 | F. 563-326-8774  
health@scottcountyiowa.com | www.scottcountyiowa.com/health

---

July 8, 2019

To: Scott County Board of Health  
From: Leah Kroeger, I-Smile™ Coordinator

### **RE: School Dental Screening Requirement Audit Summary 2018-2019**

It is the role of each county Board of Health, or their designee, to audit school dental screening certificates and provide a report to the Iowa Department of Public Health. Attached you will find a summary of the findings from the dental screening audit completed in Scott County for the 2018-2019 school year. The records of all kindergarten and ninth grade students attending public or accredited non-public schools in Scott County were audited. The results of the audit were submitted to the Iowa Department of Public Health on May 29, 2019. All data and percentages are based on the number of students who submitted either a valid Certificate of Dental Screening or a Certificate of Dental Screening Exemption in compliance with the state law.

#### ***Compliance***

The dental audit results show that overall county compliance of public and accredited non-public schools increased by two percent from last year's rates to 92 percent. Kindergarten compliance was steady at 100 percent, while the ninth grade increased from 81 percent to 83 percent compliance. North Scott, Non-Public, and Pleasant Valley Schools continue to have the highest compliance rates. No financial hardship or religious exemption forms were submitted in the 2018-2019 school year.

#### ***Treatment Needs***

This year, treatment needs increased across the county by approximately two percent. Dental screening audit results show roughly 15 percent of kindergarten and ninth grade students require dental care. Enrollment across the county has decreased by 299 students, with 295 less students enrolled in ninth grade. Treatment needs beyond preventive care (by percent of enrolled students) have increased in Davenport (+3%), North Scott Schools (+2%), and Pleasant Valley (+1%). Students requiring dental care in the Bettendorf District has decreased (-2%) and remained steady in the Non-Public (7%). Davenport schools continue to have the highest percentage of students (22%) requiring dental care.

#### ***Provider Type***

The number of dental screenings provided by dentists decreased to 64 percent from 74 percent last year. This year, less dentists volunteered to provide dental screenings at local high schools

as compared to the previous year. Continued collaboration with both the medical and dental communities is essential to improving oral health in our community. Our goal is to continue to decrease the number of children with unmet dental needs, reduce healthcare costs, and provide gap-filling services through the I-Smile™ program to reach children and families who may not be accessing care.

Certificate Submitted	Percent	
	Kindergarten	9 <sup>th</sup> Grade
Certificate of Dental Screening	100%	83%
Certificate of Dental Screening Exemption	0%	0%

Treatment Needs	Percent	
	Kindergarten	9 <sup>th</sup> Grade
No Obvious Problems	82%	85%
Requires Dental Care	14%	13%
Requires Urgent Dental Care	4%	2%

Screening Provider Type	Percent	
	Kindergarten	9 <sup>th</sup> Grade
Dentist	64%	65%
Dental Hygienist	2%	18%
Nurse	32%	--
Physician	2%	--
Physician Assistant	0%	--

Dental Care Required Beyond Preventive Services				
District	2018-2019	2017-2018	2016-2017	2015-2016
Davenport	22%	19%	22%	18%
Bettendorf	13%	12%	8%	10%
Non-Public	7%	7%	12%	10%
Pleasant Valley	10%	9%	9%	10%
North Scott	16%	14%	12%	14%