

## GENERAL FUND

The General Fund for the County of Scott accounts for all transactions of the County which pertain to the general administration and services traditionally provided to its citizens except those specifically accounted for elsewhere. Services within the General Fund include law enforcement services, legal services, emergency services, juvenile court justice services, physical health services, services to the poor, services to military veterans, services to the elderly, environmental quality services, conservation and recreation services, animal control services, county development services, representation (election) services, state administrative services and various interprogram services such as policy and administration, central services and risk management services.

The General Fund is also the primary source of appropriations to fund costs of providing these services. Consequently, considerable importance is placed, upon the fund's financial condition. The Board of Supervisors and staff's objective is to maintain an acceptable level of service for the County's citizens within the limitations of revenue sources that are available to support these activities.

An objective of maintaining the General Fund as a self-funding entity, revenues and/or available balances must be provided to support expense levels during the entire fiscal year. Consequently, the fund balance or working balance is estimated or projected at a level sufficient to fund the first three months of a new fiscal year prior to the receipt of property tax revenues in October. (In Iowa property taxes are paid in two installments due September 30<sup>th</sup> and March 31<sup>st</sup>.) The revenue sources over the past several years have been directed toward this goal in order to avoid interim financing. The following is a ten-year history of the changes in the unrestricted, unreserved General Fund balance:

Fiscal Year	June 30 Fund Balance
1995-96	<b>4,464,226</b>
1996-97	<b>6,776,196</b>
1997-98	<b>6,971,767</b>
1998-99	<b>8,401,174</b>
1999-00	<b>5,755,164</b>
2000-01	<b>5,373,104</b>
2001-02	<b>6,954,514</b>
2002-03	<b>6,372,309</b>
2003-04 (Projected)	<b>6,544,341</b>
2004-05 (Projected)	<b>5,108,514</b>

The Scott County Board of Supervisors has adopted a set of financial management policies. As a part of these financial management policies a *minimum* year-end fund balance for the General Fund was identified as 15% of annual operating expenses. The unrestricted, unreserved General Fund projected June 30, 2005 balance is projected to be slightly below this minimum (14%) due to an economic emergency use of fund balance to partially offset substantially lower interest income due to historic low interest rates.

The County will be temporarily halting further implementation of the Courthouse Building Renovation Master Plan until FY07 when gaming revenues (which are all devoted to the Capital Fund) accumulate and allow for full funding of this pay-as-you-go project. The Board plans to return the General Fund Balance back to its 15% minimum balance following the completion of this multi-year master plan project.

In recent years the Board of Supervisors has taken an aggressive stance creating reserves for various expenditures such as vehicle replacements, electronic equipment replacements, capital improvements and for risk management costs. These reserves allow for stable annual, levied transfer amounts as opposed to requiring highly fluctuating levy rates. Also, General Fund balances that exceed the minimum reserve requirement are considered for capital project funding. That is the reason behind the planned General Fund balance reductions in recent years. Operating transfers to the Capital Projects Fund were used to support the space utilization master plan in moving administrative offices from the Courthouse to the Administrative Center to make room for additional judges, as well as for the planned expansion of the County's juvenile detention center.

The addition of the 1% Local Option Sales Tax in fiscal year 1989-90 as approved by County referendum has greatly enhanced the diversity of the revenue base for the General Fund. The local option sales tax revenue represents approximately 10% of total revenues to the General Fund in FY05. **All estimated local option tax revenues are used to reduce the General Fund property tax requirement for the ensuing fiscal year.**

The Iowa State Legislature created a new special revenue major fund to account for all mental health, mental retardation and developmentally disabled (MH-MR-DD) expenditures and revenues as mandated by Iowa law. In the past MH-MR-DD expenditures had increased steadily to the point where these uncontrollable State mandated expenditures accounted for almost a third of the County's General Fund operating expenses. However, in 1996 the State Legislature authorized legislation that required the State to begin to participate in a higher level in the funding of these mental health costs. In addition the State limited future growth of MH-DD expenditures that counties could legally expend over the previous year. This State action not only reduced property tax requirements by Iowa counties it also greatly reduced the funding and expenditure requirements of the General Fund below previous years' requirements. An unintended consequence of this State action, however, is a possible reduction in direct services to clients when State revenues are down which is the situation in Iowa as in other states across the nation.

Budgeted expenditures (net of transfers) within the General Fund is increasing only 1.7% for FY05 over FY04. The Public Safety service area is increasing the greatest amount (4.2%) due to the County being at capacity in its old, outmoded jail facility. The Board has accepted the Community Jail Alternatives and Advisory Committee's (CJAAC) recommendation to implement additional in-facility jail programs to reduce recidivism. These programs will include substance abuse treatment services, mental health services, GED educational and vocational training, anger management, etc. The Board and CJAAC feel strongly that implementation of these programs will result in a smaller new

jail facility (380 bed) to be brought to the voters for their approval in fall 2004 than the proposed jail size rejected by the voters in 1998 (500 bed).

Physical Health and Social Services is slightly decreasing -0.7% due to some Community Services personnel costs previously charged to this service area being appropriately moved to the Mental Health service area. County Environment and Education is decreasing 4.8% due to a one-time grant from the Department of Natural Resources (DNR) for the soil contamination cleanup on a tax deed property. Government Services to Residents is decreasing slightly by 0.8% due to the reduction of a clerk position in the Recorder's Office as a result of the 2003 Financial Initiative Program. Administration (interprogram) costs are increasing 2.0% primarily due to inflationary increases in risk management and insurance costs.

The General Fund is comprised of two levying funds - the General Basic Fund and the General Supplemental Fund. The General Basic Fund has a \$3.50 rate per \$1,000 taxable valuation limitation. The General Supplemental Fund is for specific services and expenditures as outlined in Section 331.424 of the Code of Iowa and include such services as elections, court services, and risk management service (see Financial Management Policies in the Supplemental Information section of this budget document for a complete listing). Current law requires counties to levy the General Basic Fund maximum levy prior to utilizing the General Supplemental Fund levy. The FY05 General Basic levy rate is at the \$3.50 limit with the General Supplemental Fund at a \$0.57562 levy rate amount.

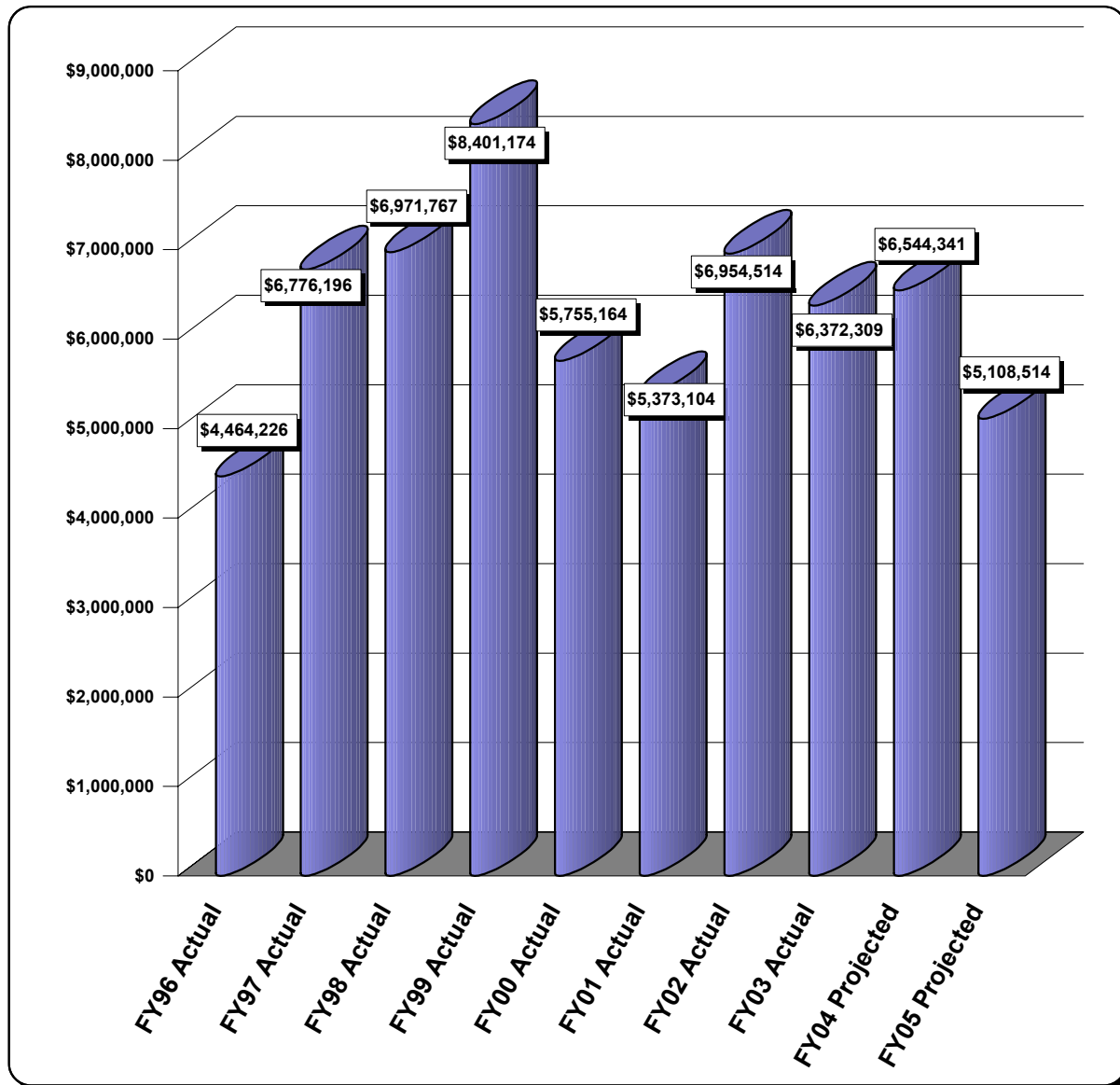
The General Supplemental Fund levy is only slightly used at this time due to the new Special Revenue Fund created by Iowa law for MH-DD revenues and expenditures. Also it is noted that as the County reaches the \$3.50 General Basic Fund rate limit election costs, court services costs, employee benefits and risk management expenditures could all be levied under the General Supplemental Fund levy which has no levy rate limitation under Iowa law. Thus, the Board of Supervisors continues to have considerable latitude in the determination of an expense level to fund the services to be provided to its citizens. Future economic conditions and the growth of non-tax revenues will also play a part in future required tax levy levels.



**General Fund Total  
FUND STATEMENT**

	<u>Actual 2002-03</u>	<u>Budget 2003-04</u>	<u>Revised Estimate 2003-04</u>	<u>Budget 2004-05</u>	<u>% Change From Prior Budget</u>
Beginning balance, July 1	\$ 9,641,080	\$ 6,456,159	\$ 9,163,450	\$ 9,335,482	44.6%
Revenues	<u>34,671,846</u>	<u>34,976,876</u>	<u>34,984,694</u>	<u>35,861,691</u>	2.5%
Funds available	44,312,926	41,433,035	44,148,144	45,197,173	9.1%
Expenditures	<u>35,149,476</u>	<u>36,235,720</u>	<u>34,812,662</u>	<u>37,297,518</u>	2.9%
Ending Balance, June 30	<u>\$ 9,163,450</u>	<u>\$ 5,197,315</u>	<u>\$ 9,335,482</u>	<u>\$ 7,899,655</u>	52.0%
Less:					
Amount reserved for advance to Golf Course Enterprise Fund				1,423,314	
Amount reserved for notes receivable				100,000	
Amount reserved for County Conservation sewage treatment				151,021	
Amount designated for IBNR claims liabilities				<u>1,116,806</u>	
Unreserved/Undesignated Ending Balance				<u>\$ 5,108,514</u>	

## GENERAL FUND UNRESERVED ENDING FUND BALANCE TEN YEAR COMPARISON



The recommended FY05 General Fund Unreserved ending fund balance is being reduced to support one-time capital projects. The remaining \$5,108,514 represents 14.0% of General Fund budgeted expenditures and operating transfers. The Board's Financial Management Policy requires a 15% minimum General Fund balance. The economic downturn in interest rates has necessitated additional use of fund balance.

# PROPOSED FY05 ONE-TIME USES OF UNRESERVED/UNDESIGNATED GENERAL FUND BALANCE

**FY05 Projected *Beginning* Unreserved/Undesignated General Fund Balance** **\$ 6,544,341**

**Less Proposed One-Time Uses:**

Sheriff's Office Mobile Data Computers	308,830
I.T. Tape Backup System	250,000
I.T. Upgrade Clients to XP	75,000
Jail Probation/Parole Computer System	70,000
County Library Renovation (partial)	64,575
John O'Donnell Renovation Project	50,000
Property Acquisition	50,000
Increase to Conservation CIP Funding	274,500
Partial offset of Interest Income Loss due to low rates	<u>292,922</u>

Total One-Time Uses 1,435,827

**FY05 Projected *Ending* Unreserved/Undesignated General Fund Balance** **\$ 5,108,514**

**Percent Of Budgeted General Fund Expenditures and Operating Transfers** 14.0%

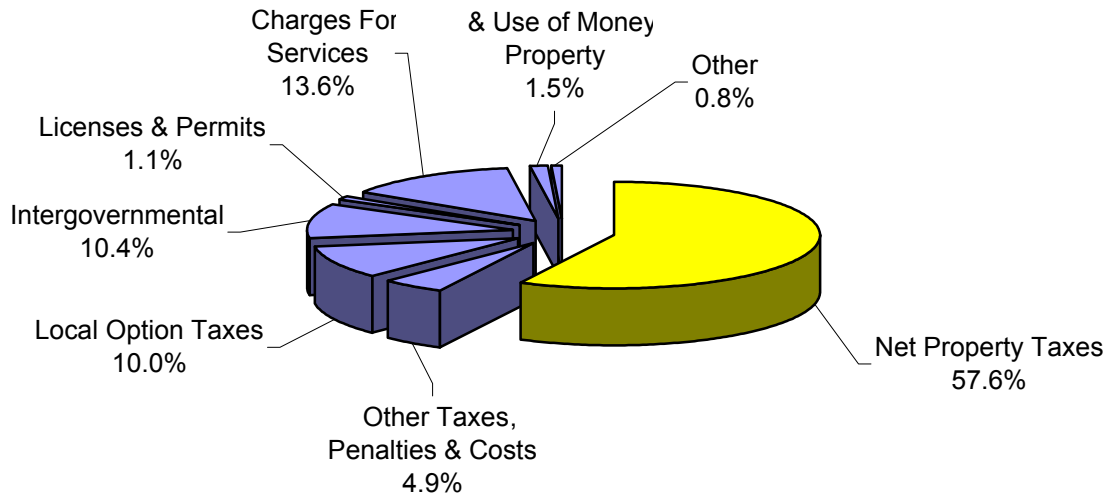
**General Fund Total  
REVENUE SOURCES**

	<u>Actual 2002-03</u>	<u>Budget 2003-04</u>	<u>Revised Estimate 2003-04</u>	<u>Budget 2004-05</u>	<u>% Change From Prior Budget</u>
Taxes Levied on Property	\$ 18,208,964	\$ 20,378,406	\$ 20,339,053	\$ 21,382,103	4.9%
Less: Uncollected Delinquent Taxes-Lev	38,060	9,180	38,065	38,065	314.7%
Less: Credits To Taxpayers	<u>717,592</u>	<u>786,148</u>	<u>717,910</u>	<u>717,910</u>	-8.7%
Net Current Property Taxes	17,453,312	19,583,078	19,583,078	20,626,128	5.3%
Add: Delinquent Property Tax Revenue	38,060	9,180	38,065	38,065	314.7%
<b>Total Net Property Taxes</b>	<b>17,491,372</b>	<b>19,592,258</b>	<b>19,621,143</b>	<b>20,664,193</b>	<b>5.5%</b>
Penalties, Interest & Costs On Taxes	667,318	548,300	534,000	559,000	2.0%
Other County Taxes	<u>158,982</u>	<u>136,794</u>	<u>162,640</u>	<u>162,640</u>	18.9%
<b>Total Other Taxes, Penalties &amp; Costs</b>	<b>826,300</b>	<b>685,094</b>	<b>696,640</b>	<b>721,640</b>	<b>5.3%</b>
Local Option Taxes	3,289,382	3,570,210	3,456,121	3,570,210	0.0%
Utility Tax Replacement Excise Tax	827,207	991,382	828,000	1,052,240	6.1%
Intergovernmental :					
State Shared Revenues	128,796	100,000	100,000	-	-100.0%
State Grants & Reimbursements	2,437,717	2,814,620	2,943,414	2,794,951	-0.7%
State Credits Against Levied Taxes	717,592	786,148	717,910	717,910	-8.7%
Other State Credits	808,591	636,579	229,650	15,750	-97.5%
Federal Grants & Entitlements	24,510	-	-	-	
Contr & Reimb From Other Govts	190,047	247,075	303,603	201,363	-18.5%
Payments in Lieu of Taxes	<u>3,659</u>	<u>-</u>	<u>5,000</u>	<u>5,000</u>	
<b>Subtotal Intergovernmental</b>	<b>4,310,912</b>	<b>4,584,422</b>	<b>4,299,577</b>	<b>3,734,974</b>	<b>-18.5%</b>
Licenses & Permits	430,015	404,445	398,880	407,280	0.7%
Charges For Services	4,586,157	4,161,661	4,937,422	4,878,651	17.2%
Use of Money & Property	626,059	751,295	486,812	555,268	-26.1%
Other:					
Fines,Forfeitures & Defaults	83,701	27,400	27,400	27,400	0.0%
Miscellaneous	199,007	202,209	212,699	238,835	18.1%
Proceeds of Fixed Asset Sales	<u>1,734</u>	<u>6,500</u>	<u>20,000</u>	<u>11,000</u>	69.2%
<b>Total Other</b>	<b>284,442</b>	<b>236,109</b>	<b>260,099</b>	<b>277,235</b>	<b>17.4%</b>
<b>Total Revenues before transfers</b>	<b><u>32,671,846</u></b>	<b><u>34,976,876</u></b>	<b><u>34,984,694</u></b>	<b><u>35,861,691</u></b>	<b>2.5%</b>
Transfers in from:					
General Basic	<u>2,000,000</u>	<u>-</u>	<u>-</u>	<u>-</u>	
<b>Total transfers in</b>	<b>2,000,000</b>	<b>-</b>	<b>-</b>	<b>-</b>	
<b>GRAND TOTAL REVENUES</b>	<b><u>\$ 34,671,846</u></b>	<b><u>\$ 34,976,876</u></b>	<b><u>\$ 34,984,694</u></b>	<b><u>\$ 35,861,691</u></b>	<b>2.5%</b>



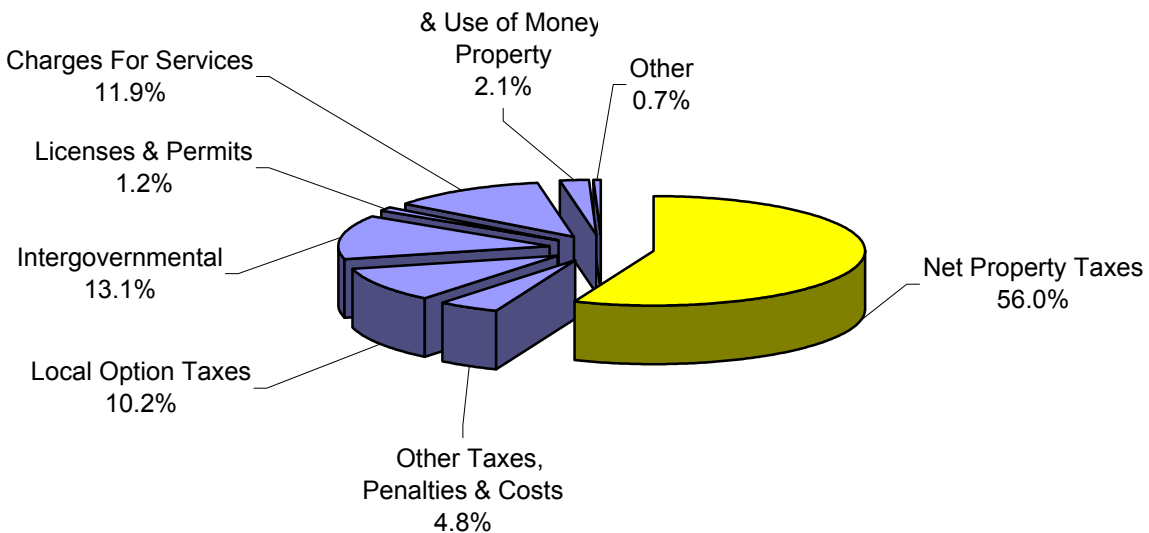
# GENERAL FUND REVENUES BY TYPE

## FY05 BUDGET: \$35,861,691



The amount of revenues received from net property taxes are increasing due to the partial offset of the substantial reduction in interest income as a result of historic low interest rates, reduction in State funding and increasing public safety costs.

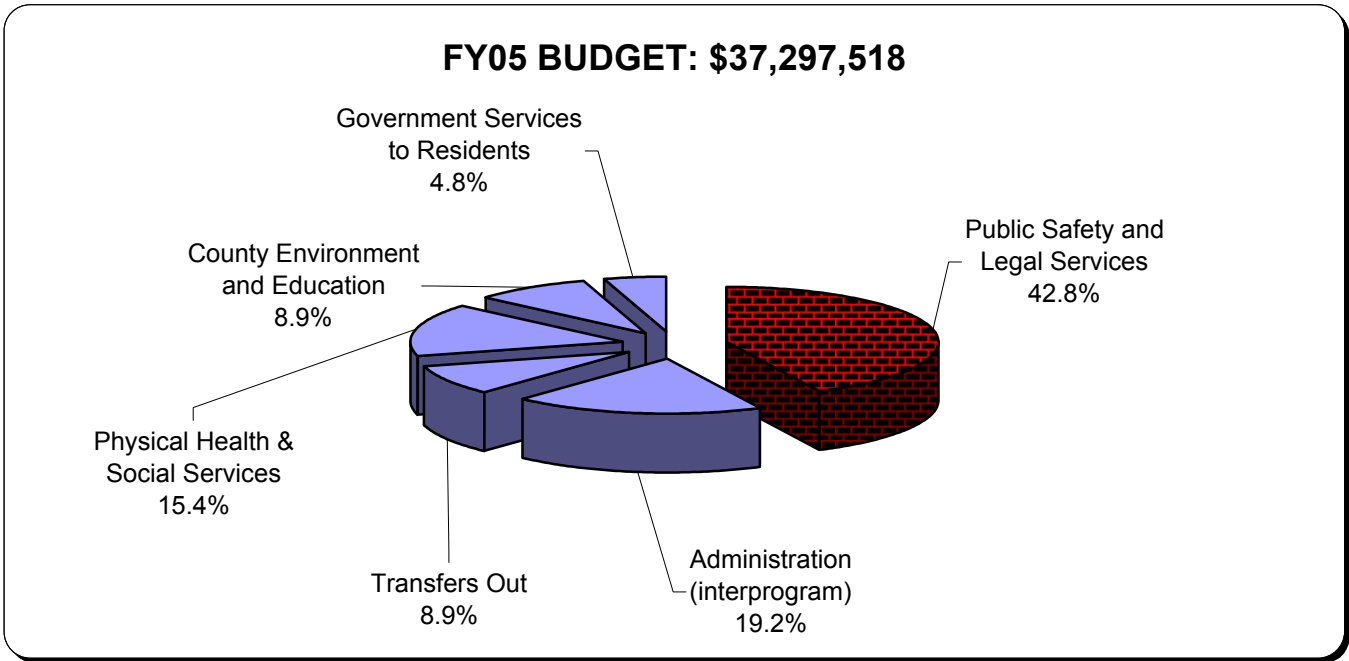
## FY04 BUDGET : \$34,976,876



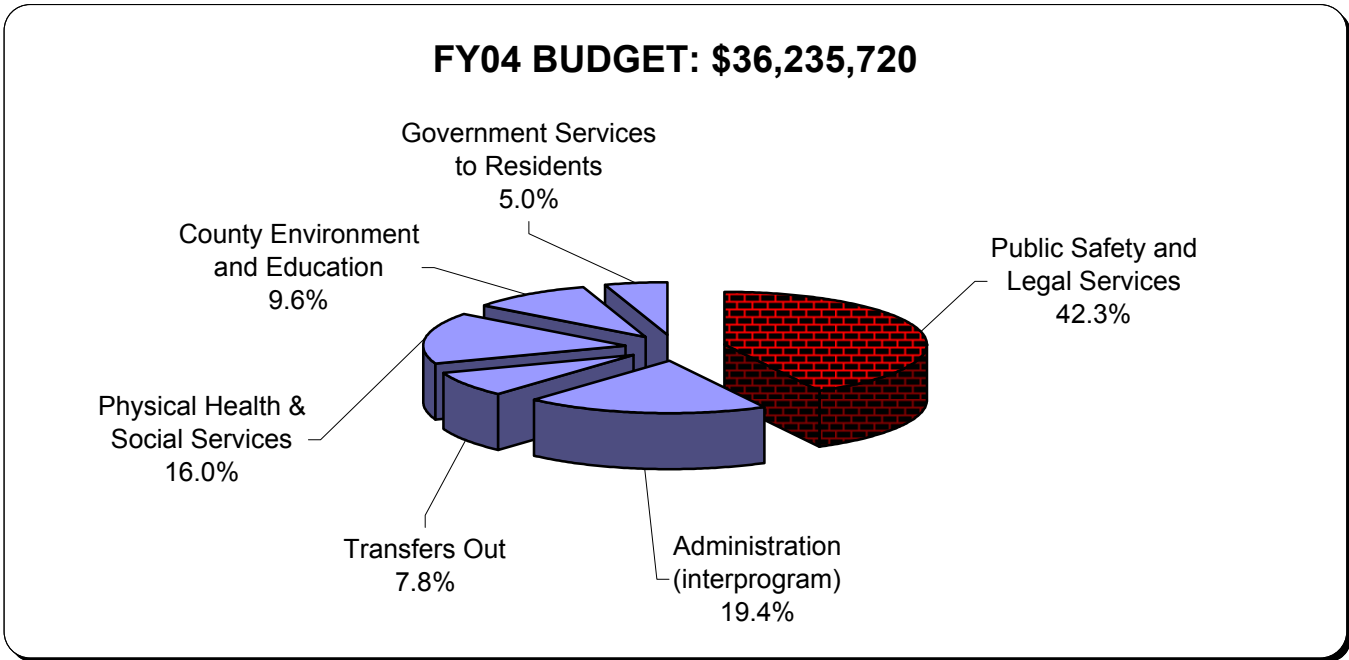
**GENERAL FUND EXPENDITURES  
BY SERVICE AREA**

<b>SERVICE AREA</b>	<b><u>Actual</u> 2002-03</b>	<b><u>Budget</u> 2003-04</b>	<b><u>Revised</u> Estimate 2003-04</b>	<b><u>Budget</u> 2004-05</b>	<b>% Change From Prior Budget</b>
Public Safety & Legal Services	\$ 13,584,142	\$ 15,311,978	\$ 14,716,774	\$ 15,960,225	4.2%
Physical Health & Social Services	5,279,964	5,785,517	5,598,249	5,744,453	-0.7%
County Environment & Education	2,967,460	3,473,144	3,404,436	3,305,805	-4.8%
Government Services to Residents	1,638,400	1,816,014	1,760,782	1,801,748	-0.8%
Administration (interprogram)	<u>6,214,537</u>	<u>7,030,083</u>	<u>6,633,437</u>	<u>7,171,510</u>	2.0%
<b>SUBTOTAL BEFORE TRANSFERS</b>	29,684,503	33,416,736	32,113,678	33,983,741	1.7%
<b>Transfers out to:</b>					
General Supplemental	2,000,000	-	-	-	
Secondary Roads	588,127	588,127	588,127	588,127	0.0%
Capital Improvements	2,171,744	1,559,037	1,439,037	2,053,830	31.7%
Vehicle Replacement	171,820	171,820	171,820	171,820	0.0%
Electronic Equipment	500,000	500,000	500,000	500,000	0.0%
Conservation Equipment Reserve	1,079	-	-	-	
Conservation CIP Reserve	<u>32,203</u>	<u>-</u>	<u>-</u>	<u>-</u>	
<b>Total transfers</b>	5,464,973	2,818,984	2,698,984	3,313,777	17.6%
<b>GRAND TOTAL EXPENDITURES</b>	<b><u>\$ 35,149,476</u></b>	<b><u>\$ 36,235,720</u></b>	<b><u>\$ 34,812,662</u></b>	<b><u>\$ 37,297,518</u></b>	2.9%

# GENERAL FUND EXPENDITURES BY SERVICE AREA



This graph shows that the single largest General Fund expense category is for Public Safety & Legal Services costs. The amount for transfers out includes countywide property tax funding for the Secondary Roads budget and funding for the capital budget.



## MH-DD FUND

All revenues designated for mental health, mental retardation, and developmental disabilities services are now credited to the mental health, mental retardation, and developmental disabilities fund of the County. The fund is known as the MH-DD Services Fund. The Board of Supervisors makes appropriations from the fund for payment of services provided under the MH, MR, DD Management Plan approved pursuant to Iowa Code section 331.439.

The following qualified expenditures may be appropriated under the MH-DD Fund:

- Mental Commitment Costs
  - Sheriff Transportation
  - Psychiatric Evaluation
  - Attorney Fees
  - Mental Health Advocate
  - Hospitalization Pending the Commitment Hearing
- Vocational Costs
- Residential Costs-MHI (Excluding Mount Pleasant if placement Relates to Substance Abuse)
  - SHS
  - ICFMR
  - RCFMR
  - RCF
  - SAL
- Protective Payee
- Respite Services
- Outpatient Services
- Community Support Program
- Adult Day Treatment
- Adult Day Treatment
- Partial Hospitalization
- HCBS Services
  - Supported Community Living
  - Vocational
  - Respite
  - Home & Vehicle Modifications
  - Homemaker
- Case Management
- Psychotropic Medications
- Transportation (If conditional on MH-DD diagnosis)
- Counseling/Client Coordination (i.e. Non-Title 19 Case Management/ County operated "social services")
- Diagnostic Evaluations
- Public Subsidy Program (If conditional on MH-DD diagnosis)
- Administrative Costs (But only those staff costs which can be specifically identified with MH-DD services can be included)

The Iowa State Legislature imposed limitations on increases to the local property tax levy for this fund in the future. Inflationary increases will be allowed by State legislation and counties will be informed prior to the start of their ensuing budget process as to the allowable percent of increase. As stated under the General Fund narrative the action by the State to pull these previously uncontrollable escalating mental health costs from the General Fund into a special revenue major fund with future limited cost increases will have a dramatic positive impact on future General Fund balances requirements.

Due to current State historically low revenue levels, State MH-DD funding may be severely reduced in future fiscal years. The County's MH-DD Advisory Board, if necessary, will need to make various priority cost reduction recommendations to the Board of Supervisors should State funding be reduced without allowing for local property tax flexibility.

**MENTAL HEALTH, MR & DD Fund  
FUND STATEMENT**

<u>Fund</u>	<u>Actual 2002-03</u>	<u>Budget 2003-04</u>	<u>Revised Estimate 2003-04</u>	<u>Budget 2004-05</u>	<u>% Change From Prior Budget</u>
Beginning balance, July 1	\$ 1,221,501	\$ 2,668,558	\$ 1,021,020	\$ 1,282,034	-52.0%
Revenues	<u>12,340,414</u>	<u>12,352,316</u>	<u>12,571,178</u>	<u>12,698,331</u>	2.8%
Funds available	13,561,915	15,020,874	13,592,198	13,980,365	-6.9%
Expenditures	<u>12,540,895</u>	<u>12,916,875</u>	<u>12,310,164</u>	<u>13,160,374</u>	1.9%
Ending Balance, June 30	<u>\$ 1,021,020</u>	<u>\$ 2,103,999</u>	<u>\$ 1,282,034</u>	<u>\$ 819,991</u>	-61.0%

**MH-DD Fund  
REVENUE SOURCES**

<u>Fund</u>	<u>Actual 2002-03</u>	<u>Budget 2003-04</u>	<u>Revised Estimate 2003-04</u>	<u>Budget 2004-05</u>	<u>% Change From Prior Budget</u>
<b>REVENUES</b>					
Taxes Levied on Property	\$ 3,140,051	\$ 3,154,566	\$ 3,136,125	\$ 3,152,895	-0.1%
Less: Uncollected Delinquent Taxes-Lev	6,565	1,693	6,565	6,565	287.8%
Less: Credits To Taxpayers	<u>123,774</u>	<u>147,593</u>	<u>124,280</u>	<u>124,280</u>	-15.8%
Net Current Property Taxes	3,009,712	3,005,280	3,005,280	3,022,050	0.6%
Add: Delinquent Property Tax Revenue	<u>6,565</u>	<u>1,693</u>	<u>6,565</u>	<u>6,565</u>	287.8%
Total Net Property Taxes	3,016,277	3,006,973	3,011,845	3,028,615	0.7%
Other County Taxes	<u>5,623</u>	<u>6,300</u>	<u>5,705</u>	<u>5,705</u>	-9.4%
Total Other Taxes, Penalties & Costs	5,623	6,300	5,705	5,705	-9.4%
Utility Tax Replacement Excise Tax	142,681	153,466	143,000	155,137	1.1%
Intergovernmental :					
State Grants & Reimbursements	2,635,181	2,677,872	5,004,439	5,140,185	92.0%
State Credits Against Levied Taxes	123,774	147,593	124,280	124,280	-15.8%
Other State Credits	<u>6,358,066</u>	<u>6,300,579</u>	<u>4,222,410</u>	<u>4,184,910</u>	-33.6%
Subtotal Intergovernmental	9,117,021	9,126,044	9,351,129	9,449,375	3.5%
Charges For Services	46,259	45,000	44,999	44,999	0.0%
Other:					
Miscellaneous	<u>12,553</u>	<u>14,533</u>	<u>14,500</u>	<u>14,500</u>	-0.2%
Total Other	12,553	14,533	14,500	14,500	-0.2%
<b>GRAND TOTAL REVENUES</b>	<u>\$ 12,340,414</u>	<u>\$ 12,352,316</u>	<u>\$ 12,571,178</u>	<u>\$ 12,698,331</u>	2.8%

## MH-DD FUND EXPENDITURE DETAIL

	<u>Actual</u> <u>2002-03</u>	<u>Budget</u> <u>2003-04</u>	<u>Revised</u> <u>Estimate</u> <u>2003-04</u>	<u>Budget</u> <u>2004-05</u>	<u>%</u> <u>Change</u> <u>From</u> <u>Prior</u> <u>Budget</u>
<b>MH-DD SERVICE AREA</b>					
<b>Mental Health</b>					
Info & Education Services	27,994	40,088	38,834	39,699	-1.0%
General Administration	19,946	8,100	57,830	61,053	653.7%
Coordination Services	25,294	23,959	26,300	27,409	14.4%
Personal & Environ Support	6,437	2,836	5,867	5,731	102.1%
Treatment Services	1,033,001	1,091,071	1,063,251	1,095,109	0.4%
Vocational & Day Services	1,900	-	2,155	2,220	#DIV/0!
Licensed/Certified Living Arrangements	48,197	55,311	48,902	50,369	-8.9%
Instit/Hospital/Commitment Services	256,102	324,581	283,551	306,975	-5.4%
<b>Total Mental Health</b>	<b>1,418,871</b>	<b>1,545,946</b>	<b>1,526,690</b>	<b>1,588,565</b>	<b>2.8%</b>
<b>Chronic Mental Illness</b>					
Info & Education Services	29,694	27,580	28,834	29,699	7.7%
General Administration	78,330	39,265	122,946	188,811	380.9%
Coordination Services	880,483	902,454	893,780	932,844	3.4%
Personal & Environ Support	541,656	144,908	280,117	293,981	102.9%
Treatment Services	788,929	801,619	850,349	874,355	9.1%
Vocational & Day Services	180,441	171,085	146,927	152,353	-10.9%
Licensed/Certified Living Arrangements	714,656	992,866	964,325	1,032,405	4.0%
Instit/Hospital/Commitment Services	295,189	330,735	277,086	275,661	-16.7%
<b>Total Chronic Mental Illness</b>	<b>3,509,378</b>	<b>3,410,512</b>	<b>3,564,364</b>	<b>3,780,109</b>	<b>10.8%</b>
<b>Mental Retardation</b>					
General Administration	89,377	8,100	76,559	92,488	1041.8%
Coordination Services	129,012	126,630	179,402	208,602	64.7%
Personal & Environ Support	185,351	386,742	334,990	352,743	-8.8%
Treatment Services	33,702	19,238	46,429	48,446	151.8%
Vocational & Day Services	1,265,346	1,354,165	928,839	985,318	-27.2%
Licensed/Certified Living Arrangements	4,545,783	4,664,665	4,496,188	4,838,506	3.7%
Instit/Hospital/Commitment Services	1,162,899	1,206,060	1,015,736	1,187,597	-1.5%
<b>Total Mental Retardation</b>	<b>7,411,470</b>	<b>7,765,600</b>	<b>7,078,143</b>	<b>7,713,700</b>	<b>-0.7%</b>
<b>Developmental Disabilities</b>					
General Administration	4,899	8,100	1,606	1,932	-76.1%
Coordination Services	5,107	5	1,819	2,063	
Personal & Environ Support	1,142	1,191	1,261	596	-50.0%
Treatment Services	-	505	-	-	-100.0%
Vocational & Day Services	90,961	110,092	70,748	50,775	-53.9%
Licensed/Certified Living Arrangements	99,067	74,924	65,533	22,634	-69.8%
<b>Total Developmental Disabilities</b>	<b>201,176</b>	<b>194,817</b>	<b>140,967</b>	<b>78,000</b>	<b>-60.0%</b>
<b>MH-DD Holding Account</b>	<b>-</b>	<b>-</b>	<b>-</b>	<b>-</b>	
<b>Grand total MH-DD expenditures</b>	<b>\$ 12,540,895</b>	<b>\$ 12,916,875</b>	<b>\$ 12,310,164</b>	<b>\$ 13,160,374</b>	<b>1.9%</b>

## DEBT SERVICE FUND

The Debt Service Fund accounts for general obligation bonds that are backed by the full faith and credit of Scott County. As of July 1, 2004, two current general obligation bonds outstanding amounts to \$9,245,000. \$4,725,000 is remaining on County solid waste disposal bonds issued in June 1995 on behalf of the Scott Solid Waste Commission. The funding support to amortize the solid waste bond debt comes from revenues generated by the Scott Solid Waste Commission through user fees and transferred to the Scott County Treasurer prior to the bond principal and interest payment dates. There is no anticipated property tax levy to retire the solid waste disposal bond debt. The second outstanding issue is for General Obligation Urban Renewal Bonds issued in May 2002 for the River Renaissance Project and has \$4,520,000 remaining at July 1, 2004. The voters (73% favorable vote) overwhelmingly approved these bonds in October 2001. The River Renaissance project is a \$113 million dollar effort to redevelop/revitalize downtown Davenport. As a result of the successful vote on these bonds, the State of Iowa agreed to contribute \$20 million dollars in Vision Iowa Funds towards the project.

**The following is a summary of the general obligation bonds outstanding as of July 1, 2004 for the Solid Waste Disposal Bond issue:**

FISCAL YEAR	PRINCIPAL	INTEREST	TOTAL	RATE
2004-05	340,000	258,703	598,703	5.1%
2005-06	360,000	241,278	601,278	5.2%
2006-07	380,000	222,558	602,558	5.2%
2007-08	400,000	202,797	602,797	5.3%
2008-09 & Thereafter	3,245,000	729,243	3,974,243	5.4% to 5.7%
	<b>\$4,725,000</b>	<b>\$1,654,579</b>	<b>\$6,379,579</b>	

**The following is a summary of the general obligation bonds outstanding as of July 1, 2004 for the River Renaissance Project bond issue:**

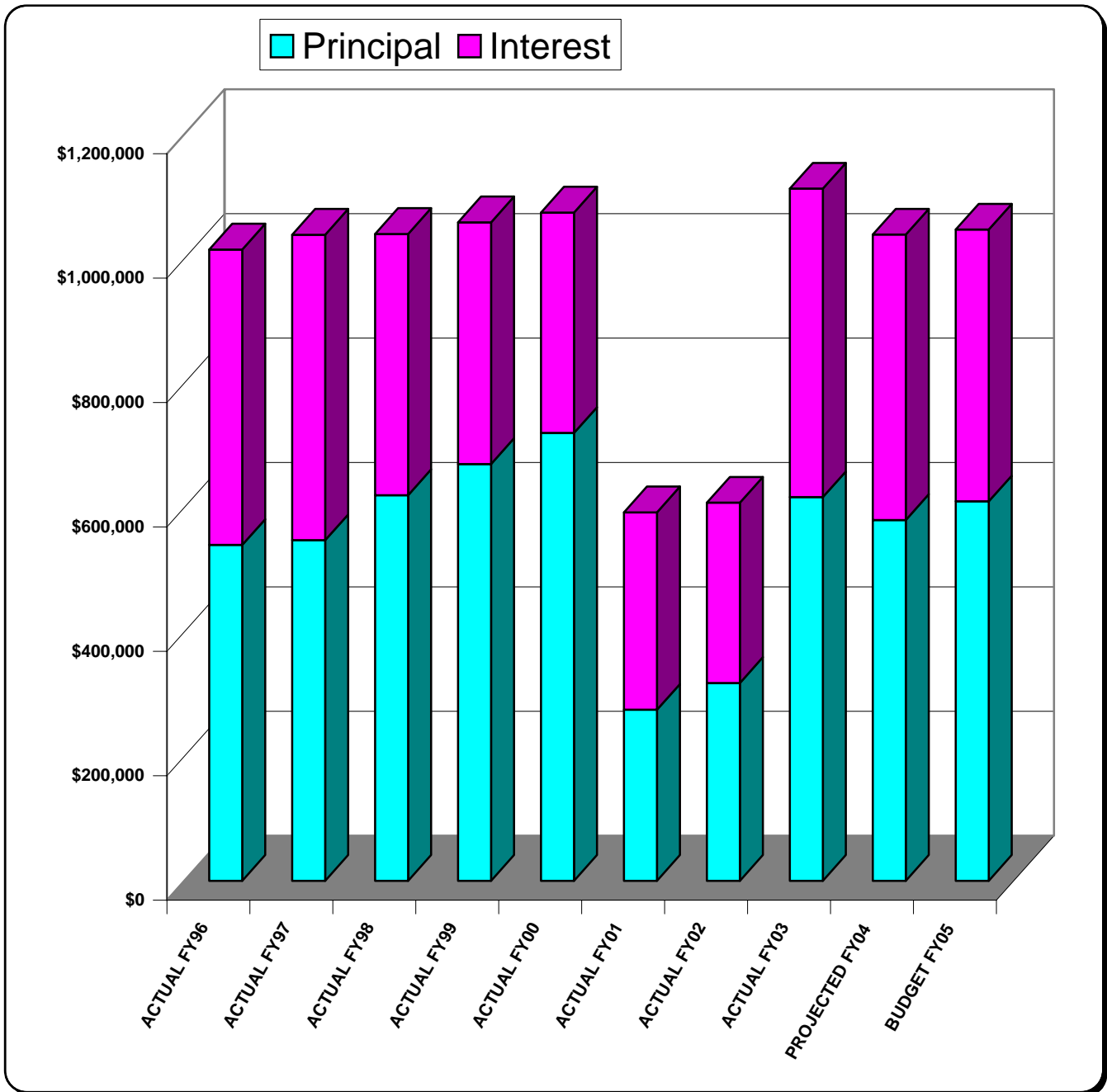
FISCAL YEAR	PRINCIPAL	INTEREST	TOTAL	RATE
2004-05	270,000	178,222	448,222	2.75%
2005-06	275,000	170,798	445,798	3.00%
2006-07	290,000	162,548	452,548	3.30%
2007-08	300,000	152,978	452,978	3.55%
2008-09 & Thereafter	3,385,000	778,709	4,163,709	3.75% to 4.60%
	<b>\$4,520,000</b>	<b>\$1,443,255</b>	<b>\$5,963,255</b>	

Scott County has a very small amount of outstanding debt when compared to the legal allowable debt limit. The computation of the County's legal debt margin as of July 1, 2004 is as follows:

Assessed Value (100%)	<u>\$8,808,541,125</u>
Debt Limit 5% of Assessed Valuation (Iowa Statutory Limitation)	\$440,427,056
Total Amount of Debt Applicable to Debt Margin	<u>9,245,000</u>
Legal Debt Margin	<u>\$431,182,056</u>
Percent of Debt Limit Used	<u>2.1%</u>



## DEBT EXPENDITURES TEN YEAR PERIOD

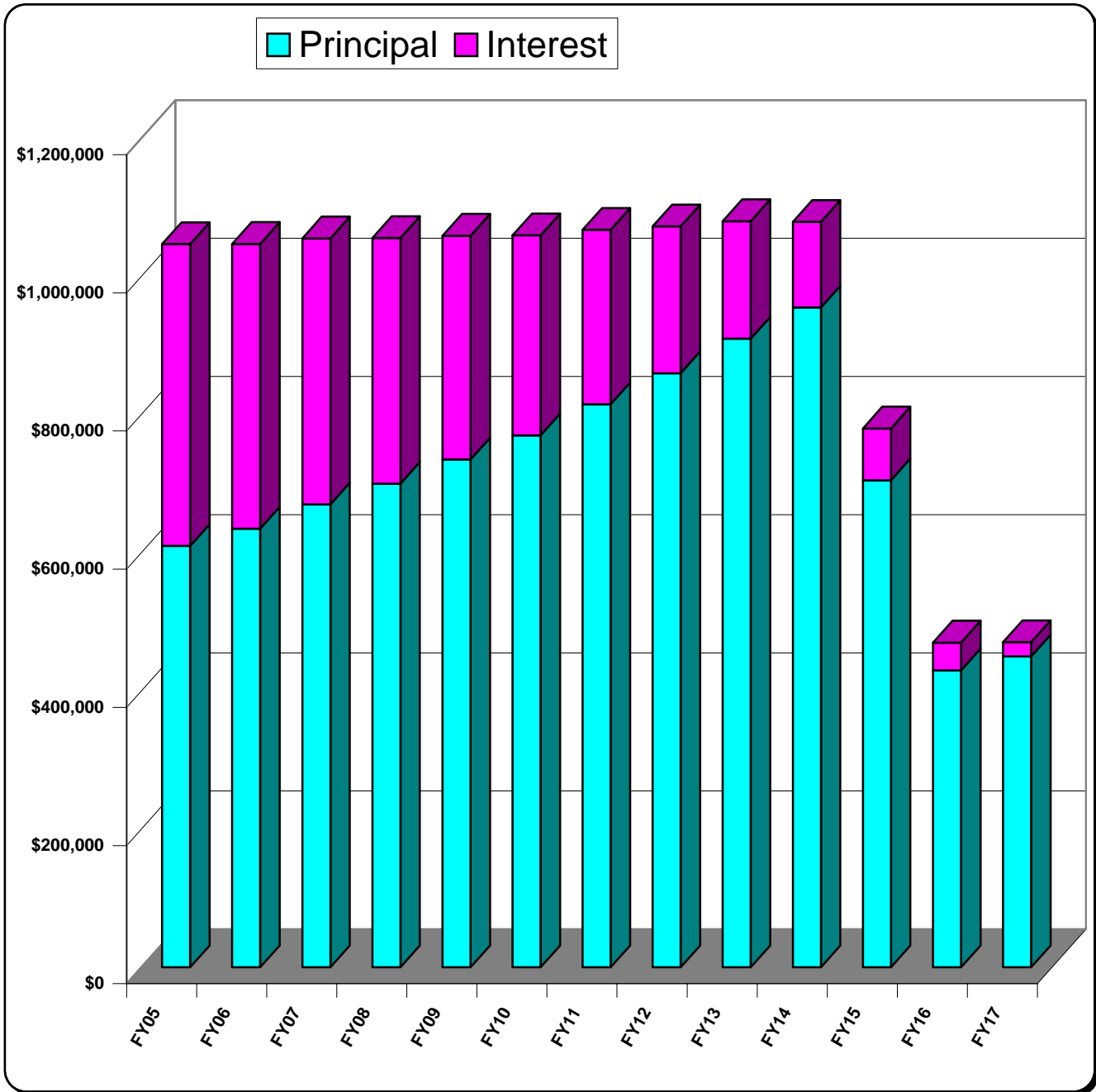


Scott County currently has two general obligation bond issues outstanding: Solid Waste Bonds and River Renaissance Urban Renewal Bonds. The Solid Waste Bond issue is funded from Scott Solid Waste Commission fees. The 1980 Jail Annex bond issue was paid off in FY00. FY03 includes the first year debt amortization of the voter approved River Renaissance General Obligation Bond issue.

**DEBT SERVICE FUND  
FUND STATEMENT**

	<u>Actual</u> <u>2002-03</u>	<u>Budget</u> <u>2003-04</u>	<u>Revised</u> <u>Estimate</u> <u>2003-04</u>	<u>Budget</u> <u>2004-05</u>	<u>%</u> <u>Change</u> <u>From</u> <u>Prior</u> <u>Budget</u>
<b>REVENUES &amp; OTHER FINANCING SOURCES</b>					
Taxes Levied on Property	\$ 490,762	\$ 423,060	\$ 421,300	\$ 427,979	1.2%
Less: Uncollected Delinquent Taxes-Lev	1,011	345	1,000	1,000	189.9%
Less: Credits To Taxpayers	<u>18,715</u>	<u>21,230</u>	<u>18,815</u>	<u>18,815</u>	-11.4%
Net Current Property Taxes	471,036	401,485	401,485	408,164	1.7%
Delinquent Property Tax Revenue	1,011	345	1,000	1,000	189.9%
Other County Taxes	23,883	22,000	24,010	21,154	-3.8%
Intergovernmental	<u>332,901</u>	<u>298,398</u>	<u>299,683</u>	<u>277,933</u>	-6.9%
Subtotal Revenues	828,831	722,228	726,178	708,251	-1.9%
Other Financing Sources:	<u>-</u>	<u>-</u>	<u>-</u>	<u>-</u>	
Total Revenues & Other Sources	828,831	722,228	726,178	708,251	-1.9%
<b>EXPENDITURES &amp; OTHER FINANCING USES</b>					
Operating:					
Debt Service					
Principal Payments	\$ 616,789	\$ 580,000	\$ 580,000	\$ 610,000	5.2%
Interest Payments	<u>495,961</u>	<u>458,906</u>	<u>458,906</u>	<u>436,926</u>	-4.8%
Subtotal Expenditures	1,112,750	1,038,906	1,038,906	1,046,926	0.8%
Other Financing Uses:	<u>-</u>	<u>-</u>	<u>-</u>	<u>-</u>	
Total Expenditures & Other Uses	1,112,750	1,038,906	1,038,906	1,046,926	0.8%
Excess Of Revenues & Other Sources over(under) Expenditures & Other Uses	(283,919)	(316,678)	(312,728)	(338,675)	6.9%
<b>Beginning Fund Balance - July 1,</b>	\$ 5,426,805	\$ 5,160,375	\$ 5,142,886	\$ 4,830,158	-6.4%
<b>Ending Fund Balance - June 30,</b>	\$ 5,142,886	\$ 4,843,697	\$ 4,830,158	\$ 4,491,483	-7.3%

## REMAINING OUTSTANDING DEBT THROUGH MATURITY



The remaining debt outstanding shown in the above graph is for the Solid Waste Bonds which are supported by fees received from the Scott Solid Waste Commission and fully amortized in FY15 and the voter approved River Renaissance Bonds which are fully amortized in FY17.

## **CAPITAL PROJECTS FUND**

The County's Capital Projects Fund consists of the capital projects general fund and various reserve funds. In October 1986 the federal government eliminated the Federal Revenue Sharing Program which provided Scott County with approximately \$900,000 annually. Revenue sharing funds were used exclusively by the County for capital projects and other one-time expenditures.

In the years since the elimination of the Federal Revenue Sharing Program Scott County has implemented an aggressive pay-as-you-go philosophy in various expenditure areas to alleviate as much as possible added interest costs associated with long term financing such as general obligation bonds. This has been accomplished through implementing a capital improvement levy in the General Basic Fund and annually transferring this amount to the Capital Improvements Fund in addition to devoting the entire amount of riverboat gaming tax proceeds to capital projects funding. Also, various reserve funds have been created so future levy rates will not fluctuate greatly when replacement needs arise. The creation of the Vehicle Replacement Reserve Fund, the Electronic Equipment Reserve Fund, Conservation Equipment Replacement Reserve Fund, and the Conservation CIP Reserve Fund has proved very beneficial in meeting this objective.

**CAPITAL PROJECTS FUND SUMMARY**  
**FUND STATEMENT**

	<u>Actual</u> <u>2002-03</u>	<u>Budget</u> <u>2003-04</u>	<u>Revised</u> <u>Estimate</u> <u>2003-04</u>	<u>Budget</u> <u>2004-05</u>	<u>%</u> <u>Change</u> <u>From</u> <u>Prior</u> <u>Budget</u>
<b>REVENUES &amp; OTHER FINANCING SOURCES</b>					
Other County Taxes	\$ 805,667	\$ 825,000	\$ 875,000	\$ 875,000	6.1%
Intergovernmental	272,872	11,880	69,140	66,500	459.8%
Use of Money & Property	15,031	12,270	14,273	11,450	
Miscellaneous	36,115	105,500	131,147	16,032	-84.8%
Subtotal Revenues	1,129,685	954,650	1,089,560	968,982	1.5%
Other Financing Sources:					
Bond Proceeds	-	-	-	-	
Operating Transfers In					
General Basic	2,876,846	2,230,857	2,110,857	2,725,650	22.2%
Rural Services Fund	64,575	64,575	64,575	-	-100.0%
Recorder's Record Mgt	-	200,000	100,000	200,000	0.0%
Electronic Equipment	594,095	692,718	469,391	764,345	10.3%
Vehicle Replacement	185,377	264,500	263,842	251,000	-5.1%
Conservation CIP	-	-	-	-	
Total Transfers In	3,720,893	3,452,650	3,008,665	3,940,995	14.1%
Proceeds of Fixed Asset Sales	12,135	30,000	45,000	19,000	
Total Revenues & Other Sources	4,862,713	4,437,300	4,143,225	4,928,977	11.1%
<b>EXPENDITURES &amp; OTHER FINANCING USES</b>					
Operating:					
Capital Projects	\$ 8,211,257	\$ 4,556,527	\$ 3,941,136	\$ 3,666,508	-19.5%
Subtotal Expenditures	8,211,257	4,556,527	3,941,136	3,666,508	-19.5%
Other Financing Uses:					
Operating Transfers Out					
Capital Projects-General	779,472	957,218	733,233	1,015,345	6.1%
Total Transfers Out	779,472	957,218	733,233	1,015,345	6.1%
Total Expenditures & Other Uses	8,990,729	5,513,745	4,674,369	4,681,853	-15.1%
Excess Of Revenues & Other Sources over(under) Expenditures & Other Uses	(4,128,016)	(1,076,445)	(531,144)	247,124	-123.0%
<b>Beginning Fund Balance - July 1,</b>	<b>\$ 5,916,295</b>	<b>\$ 3,806,725</b>	<b>\$ 1,788,279</b>	<b>\$ 1,257,135</b>	<b>-67.0%</b>
<b>Ending Fund Balance - June 30,</b>	<b>\$ 1,788,279</b>	<b>\$ 2,730,280</b>	<b>\$ 1,257,135</b>	<b>\$ 1,504,259</b>	<b>-44.9%</b>

**CAPITAL PROJECTS (General) FUND  
FUND STATEMENT**

	<u>Actual</u> <u>2002-03</u>	<u>Budget</u> <u>2003-04</u>	<u>Revised</u> <u>Estimate</u> <u>2003-04</u>	<u>Budget</u> <u>2004-05</u>	<u>%</u> <u>Change</u> <u>From</u> <u>Prior</u> <u>Budget</u>
<b>REVENUES &amp; OTHER FINANCING SOURCES</b>					
Other County Taxes	\$ 805,667	\$ 825,000	\$ 875,000	\$ 875,000	6.1%
Intergovernmental	272,872	11,880	69,140	66,500	459.8%
Use of Money & Property	-	-	-	-	
Miscellaneous	35,140	105,500	130,747	16,032	-84.8%
Subtotal Revenues	1,113,679	942,380	1,074,887	957,532	1.6%
Other Financing Sources:					
Bond Proceeds	-	-	-	-	
Operating Transfers In					
General Basic	2,171,744	1,559,037	1,439,037	2,053,830	31.7%
Rural Services Fund	64,575	64,575	64,575	-	-100.0%
Recorder's Record Mgt	-	200,000	100,000	200,000	0.0%
Electronic Equipment	594,095	692,718	469,391	764,345	10.3%
Vehicle Replacement	185,377	264,500	263,842	251,000	-5.1%
Conservation CIP	-	-	-	-	
Total Transfers In	3,015,791	2,780,830	2,336,845	3,269,175	17.6%
Proceeds of Fixed Asset Sales	-	-	-	-	
Total Revenues & Other Sources	4,129,470	3,723,210	3,411,732	4,226,707	13.5%
<b>EXPENDITURES &amp; OTHER FINANCING USES</b>					
Operating:					
Capital Projects	\$ 8,211,257	\$ 4,556,527	\$ 3,941,136	\$ 3,666,508	-19.5%
Subtotal Expenditures	8,211,257	4,556,527	3,941,136	3,666,508	-19.5%
Other Financing Uses:					
Operating Transfers Out					
Capital Projects-General	-	-	-	-	
Total Transfers Out	-	-	-	-	
Total Expenditures & Other Uses	8,211,257	4,556,527	3,941,136	3,666,508	-19.5%
Excess Of Revenues & Other Sources over(under) Expenditures & Other Uses	(4,081,787)	(833,317)	(529,404)	560,199	-167.2%
<b>Beginning Fund Balance - July 1,</b>	<b>\$ 4,731,729</b>	<b>\$ 793,763</b>	<b>\$ 649,942</b>	<b>\$ 120,538</b>	<b>-84.8%</b>
<b>Ending Fund Balance - June 30,</b>	<b>\$ 649,942</b>	<b>\$ (39,554)</b>	<b>\$ 120,538</b>	<b>\$ 680,737</b>	<b>-1821.0%</b>

**ELECTRONIC EQUIPMENT FUND  
FUND STATEMENT**

	<u>Actual</u> <u>2002-03</u>	<u>Budget</u> <u>2003-04</u>	<u>Revised</u> <u>Estimate</u> <u>2003-04</u>	<u>Budget</u> <u>2004-05</u>	<u>%</u> <u>Change</u> <u>From</u> <u>Prior</u> <u>Budget</u>
<b>REVENUES &amp; OTHER FINANCING SOURCES</b>					
Other County Taxes	\$ -	\$ -	\$ -	\$ -	
Intergovernmental	-	-	-	-	
Use of Money & Property	8,391	6,670	8,200	6,570	-1.5%
Miscellaneous	-	-	-	-	
Subtotal Revenues	<u>8,391</u>	<u>6,670</u>	<u>8,200</u>	<u>6,570</u>	-1.5%
Other Financing Sources:					
Bond Proceeds	-	-	-	-	
Operating Transfers In					
General Basic	500,000	500,000	500,000	500,000	0.0%
Rural Services Fund	-	-	-	-	
Recorder's Record Mgt	-	-	-	-	
Electronic Equipment	-	-	-	-	
Vehicle Replacement	-	-	-	-	
Conservation CIP	-	-	-	-	
Total Transfers In	<u>500,000</u>	<u>500,000</u>	<u>500,000</u>	<u>500,000</u>	0.0%
Proceeds of Fixed Asset Sales	-	-	-	-	
Total Revenues & Other Sources	<u>508,391</u>	<u>506,670</u>	<u>508,200</u>	<u>506,570</u>	0.0%
<b>EXPENDITURES &amp; OTHER FINANCING USES</b>					
Operating:					
Capital Projects	\$ -	\$ -	\$ -	\$ -	
Subtotal Expenditures	-	-	-	-	
Other Financing Uses:					
Operating Transfers Out					
Capital Projects-General	<u>594,095</u>	<u>692,718</u>	<u>469,391</u>	<u>764,345</u>	10.3%
Total Transfers Out	<u>594,095</u>	<u>692,718</u>	<u>469,391</u>	<u>764,345</u>	10.3%
Total Expenditures & Other Uses	594,095	692,718	469,391	764,345	10.3%
Excess Of Revenues & Other Sources over(under) Expenditures & Other Uses	(85,704)	(186,048)	38,809	(257,775)	38.6%
<b>Beginning Fund Balance - July 1,</b>	\$ 617,099	\$ 2,174,551	\$ 531,395	\$ 570,204	-73.8%
<b>Ending Fund Balance - June 30,</b>	\$ 531,395	\$ 1,988,503	\$ 570,204	\$ 312,429	-84.3%

**VEHICLE REPLACEMENT FUND  
FUND STATEMENT**

	<u>Actual</u> <u>2002-03</u>	<u>Budget</u> <u>2003-04</u>	<u>Revised</u> <u>Estimate</u> <u>2003-04</u>	<u>Budget</u> <u>2004-05</u>	<u>%</u> <u>Change</u> <u>From</u> <u>Prior</u> <u>Budget</u>
<b>REVENUES &amp; OTHER FINANCING SOURCES</b>					
Other County Taxes	\$ -	\$ -	\$ -	\$ -	
Intergovernmental	-	-	-	-	
Use of Money & Property	6,640	5,600	6,073	4,880	-12.9%
Miscellaneous	-	-	-	-	
Subtotal Revenues	<u>6,640</u>	<u>5,600</u>	<u>6,073</u>	<u>4,880</u>	-12.9%
Other Financing Sources:					
Bond Proceeds	-	-	-	-	
Operating Transfers In					
General Basic	171,820	171,820	171,820	171,820	0.0%
Rural Services Fund	-	-	-	-	
Recorder's Record Mgt	-	-	-	-	
Electronic Equipment	-	-	-	-	
Vehicle Replacement	-	-	-	-	
Conservation CIP	-	-	-	-	
Total Transfers In	<u>171,820</u>	<u>171,820</u>	<u>171,820</u>	<u>171,820</u>	0.0%
Proceeds of Fixed Asset Sales	-	-	-	-	
Total Revenues & Other Sources	<u>178,460</u>	<u>177,420</u>	<u>177,893</u>	<u>176,700</u>	-0.4%
<b>EXPENDITURES &amp; OTHER FINANCING USES</b>					
Operating:					
Capital Projects	\$ -	\$ -	\$ -	\$ -	
Subtotal Expenditures	-	-	-	-	
Other Financing Uses:					
Operating Transfers Out					
Capital Projects-General	<u>185,377</u>	<u>264,500</u>	<u>263,842</u>	<u>251,000</u>	-5.1%
Total Transfers Out	<u>185,377</u>	<u>264,500</u>	<u>263,842</u>	<u>251,000</u>	-5.1%
Total Expenditures & Other Uses	<u>185,377</u>	<u>264,500</u>	<u>263,842</u>	<u>251,000</u>	-5.1%
Excess Of Revenues & Other Sources over(under) Expenditures & Other Uses	(6,917)	(87,080)	(85,949)	(74,300)	-14.7%
<b>Beginning Fund Balance - July 1,</b>	\$ 457,794	\$ 728,108	\$ 450,877	\$ 364,928	-49.9%
<b>Ending Fund Balance - June 30,</b>	\$ 450,877	\$ 641,028	\$ 364,928	\$ 290,628	-54.7%



**CONSERVATION EQUIPMENT RESERVE FUND  
FUND STATEMENT**

	<u>Actual</u> <u>2002-03</u>	<u>Budget</u> <u>2003-04</u>	<u>Revised</u> <u>Estimate</u> <u>2003-04</u>	<u>Budget</u> <u>2004-05</u>	<u>%</u> <u>Change</u> <u>From</u> <u>Prior</u> <u>Budget</u>
<b>REVENUES &amp; OTHER FINANCING SOURCES</b>					
Other County Taxes	\$ -	\$ -	\$ -	\$ -	
Intergovernmental	-	-	-	-	
Use of Money & Property	-	-	-	-	
Miscellaneous	-	-	-	-	
Subtotal Revenues	-	-	-	-	
Other Financing Sources:					
Bond Proceeds	-	-	-	-	
Operating Transfers In					
General Basic	1,079	-	-	-	
Rural Services Fund	-	-	-	-	
Recorder's Record Mgt	-	-	-	-	
Electronic Equipment	-	-	-	-	
Vehicle Replacement	-	-	-	-	
Conservation CIP	-	-	-	-	
Total Transfers In	1,079	-	-	-	
Proceeds of Fixed Asset Sales	12,135	30,000	45,000	19,000	-36.7%
Total Revenues & Other Sources	13,214	30,000	45,000	19,000	-36.7%
<b>EXPENDITURES &amp; OTHER FINANCING USES</b>					
Operating:					
Capital Projects	\$ -	\$ -	\$ -	\$ -	
Subtotal Expenditures	-	-	-	-	
Other Financing Uses:					
Operating Transfers Out					
Capital Projects-General	-	-	-	-	
Total Transfers Out	-	-	-	-	
Total Expenditures & Other Uses	-	-	-	-	
Excess Of Revenues & Other Sources over(under) Expenditures & Other Uses	13,214	30,000	45,000	19,000	-36.7%
<b>Beginning Fund Balance - July 1,</b>	<b>\$ 83,257</b>	<b>\$ 83,387</b>	<b>\$ 96,471</b>	<b>\$ 141,471</b>	<b>69.7%</b>
<b>Ending Fund Balance - June 30,</b>	<b>\$ 96,471</b>	<b>\$ 113,387</b>	<b>\$ 141,471</b>	<b>\$ 160,471</b>	<b>41.5%</b>

**CONSERVATION CIP RESERVE FUND  
FUND STATEMENT**

	<u>Actual</u> <u>2002-03</u>	<u>Budget</u> <u>2003-04</u>	<u>Revised</u> <u>Estimate</u> <u>2003-04</u>	<u>Budget</u> <u>2004-05</u>	<u>%</u> <u>Change</u> <u>From</u> <u>Prior</u> <u>Budget</u>
<b>REVENUES &amp; OTHER FINANCING SOURCES</b>					
Other County Taxes	\$ -	\$ -	\$ -	\$ -	
Intergovernmental	-	-	-	-	
Use of Money & Property	-	-	-	-	
Miscellaneous	975	-	400	-	
Subtotal Revenues	975	-	400	-	
Other Financing Sources:					
Bond Proceeds	-	-	-	-	
Operating Transfers In					
General Basic	32,203	-	-	-	
Rural Services Fund	-	-	-	-	
Recorder's Record Mgt	-	-	-	-	
Electronic Equipment	-	-	-	-	
Vehicle Replacement	-	-	-	-	
Conservation CIP	-	-	-	-	
Total Transfers In	32,203	-	-	-	
Proceeds of Fixed Asset Sales	-	-	-	-	
Total Revenues & Other Sources	33,178	-	400	-	
<b>EXPENDITURES &amp; OTHER FINANCING USES</b>					
Operating:					
Capital Projects	\$ -	\$ -	\$ -	\$ -	
Subtotal Expenditures	-	-	-	-	
Other Financing Uses:					
Operating Transfers Out					
Capital Projects-General	-	-	-	-	
Total Transfers Out	-	-	-	-	
Total Expenditures & Other Uses	-	-	-	-	
Excess Of Revenues & Other Sources over(under) Expenditures & Other Uses	33,178	-	400	-	
<b>Beginning Fund Balance - July 1,</b>	<b>\$ 26,416</b>	<b>\$ 26,916</b>	<b>\$ 59,594</b>	<b>\$ 59,994</b>	<b>122.9%</b>
<b>Ending Fund Balance - June 30,</b>	<b>\$ 59,594</b>	<b>\$ 26,916</b>	<b>\$ 59,994</b>	<b>\$ 59,994</b>	<b>122.9%</b>

## **CAPITAL PROJECTS PLAN DEVELOPMENT PROCESS**

Scott County's Five-Year Capital Project Plan for consideration is developed each year as a part of the County's operating budget process. County departments submit their requests using worksheets as provided by the Office of Administration. This allows budget analysts to review and evaluate the project description, need, other alternatives, as well as other projects already approved or under way within the requesting department. In addition the impact on the departments' operating budget in both personnel and non-salary costs is also itemized on this worksheet.

The Director of Facility and Support Services coordinates the requests concerning remodeling and construction of new or existing County facilities. In addition, the County has created two advisory committees to review and recommend to the Board of Supervisors large purchases and replacements of vehicles and electronic equipment. The Board has created replacement reserve funds for both electronic equipment and vehicles that allow for a stable tax levy rate each year as well as separate equipment and capital improvement program (CIP) reserve funds for the Conservation Board.

The operating budget will again be supplemented with an aggressive five year Capital Improvements Program. The operating budget includes transfers to the Capital Improvement Fund for capital improvement projects. Revenues received from the Solid Waste Commission to pay for the amortization of the solid waste general obligation bonds support the Debt Service Fund. The voters approved a \$5,000,000 River Renaissance Bond 15 year issue in October 2001 by an overwhelming 73% margin. The River Renaissance Project is a major redevelopment/revitalization effort for downtown Davenport totaling \$113 million dollars. This County bond issue also resulted in the State of Iowa awarding \$20 million dollars to the project in Vision Iowa Funds. The proceeds of the \$5 million dollar River Renaissance bond issue were disbursed to the City of Davenport during FY03.

The County is currently using only 2.1% of its allowable legal debt margin consisting of two general bond issues. These outstanding bond issues are described further under the major governmental funds section of this document. These will be additional debt issued (\$29.7 million) in FY05 should the jail renovation/expansion question be approved at the fall 2004 general election. This proposed project is discussed in further detail below in this section.

The capital improvement budget totals \$5,666,508 for fiscal year FY05, with 55% or \$3,116,508 for general projects, 35% or \$2,000,000 for Secondary Roads projects, and 10% or \$550,000 for Conservation parks and recreation projects. There are no significant non-routine capital projects in the FY05 Capital Plan. There will be in FY07 as the County continues with its remodeling of the Courthouse floors 1, 2, and 3. Also, the jail facilities renovation/expansion will be a major non-routine capital project if successfully approved by voters in the Fall 2004 general election. These projects are discussed further below in this section.

The general capital improvements budget of \$3,116,508 is supported by fund balances from various funds including the electronic equipment replacement fund, the vehicle

replacement fund, and the general fund. General fund transfers are made for one time projects if and when the general fund balance exceeds the minimum balance requirement as set forth in the County's Financial Management Policies. The capital improvement fund is also supported by gaming boat revenues received from the two gaming boats docked in Scott County on the Mississippi River. In addition an ongoing property tax levy in the general fund of \$500,000 is transferred annually to the capital improvements fund. This amount will be increased \$50,000 annually during the next several years to allow for pay as you go funding for the space utilization master plan project which moves administrative offices from the Courthouse to the Scott County Administrative Center (formerly named the Bi-Centennial Building) resulting in additional courtroom space in the Courthouse.

The County has been assigned additional judges to the Seventh Judicial District necessitating increased courtroom and jury space. In addition the County Attorney, Clerk of Court and Court Administration offices are in need of additional space. A space utilization master plan was developed in 2000 which recommended the moving of all non-court related administrative offices from the Courthouse to the County's Administrative Center to create the needed space for the courts. This will be a multi-year \$16 million dollar pay as you go funded project using fund balances and future capital fund property tax and gaming tax revenue funding. The original funding plan for this project called for an advance from the General Fund during the middle years of the multi-year period. However, due to the historically low interest rates and thus the reduced interest income to the General Fund, this funding advance will not be possible. Accordingly, the proposed capital plan for FY05 does not include any spending authority toward this project as described further under the "Other Funds" tab of this budget document. The remaining portions of this project (remodeling the 1<sup>st</sup>, 2<sup>nd</sup>, and 3<sup>rd</sup> floors of the courthouse building) will resume in FY07 after gaming revenues have accumulated to continue to fund this renovation project on a pay-as-you-go basis.

The other major projects under the general capital improvements area include the chiller replacement at the Administrative Center and various technology enhancements as a result of the completion of a Technology Assessment Report (TAR) in 2000. This TAR study presented the County with many technology upgrade challenges over the next several years including the development of a GIS strategic plan for Scott County. It is believed that a web-enabled GIS system will be the framework for E-Government in the future.

Scott County had identified the need for solutions to the jail-increasing population problem as its top priority during its target issues process. In October 1995 the Board adopted an action plan for long-term jail solutions. Phase I of the original action plan consisted of a needs assessment study which analyzed crime trends, inmate population and bed space requirements. This study projected that by the year 2010 Scott County would need a jail with 660 inmate beds. These figures could be reduced to 500 with the implementation of new policy options such as hiring a case expeditor, targeting and assisting pretrial detainees in need of substance abuse treatment, further supervision of pretrial defendants and more extensive use of community service programs.

Following Phase I, Phase II was initiated in May 1997 to identify how Scott County could meet the needs identified in Phase I. In February 1998 a recommendation was made for the construction of a new County jail located adjacent to the Courthouse on County owned property. The Board of Supervisors called for a referendum to be held in November 1998 for the construction of a County jail and for the issuance of \$48.3 million dollars in general obligation bonds. If approved it would have increased the County's levy rate by 91 cents per one thousand dollar taxable valuation. The referendum failed to receive the required 60% margin of support.

The jail continues to experience increased populations over the rated capacity limit requiring the housing of inmates in out-of-county facilities. The Board has made this their top concern for several years and has established a Community Jail and Alternatives Advisory Committee (CJAAC) to develop a solution acceptable to the citizens of Scott County. CJAAC completed work on their Phase One study in December 2001. This report outlined various functional deficiencies with the current jail structure. The report also noted that the current jail facilities have been unable to house Scott County's managed inmate population within its functional capacity since 1990. The report further included a recommendation that the County needs a jail facility allowing for 425 beds with a core portion (kitchen, laundry, and mechanical systems) to support between 600 and 700. The Phase Two study by CJAAC has two tracks. Track 1 was completed during the FY03 and explored additional alternative to incarceration options identified in Phase One (i.e., substance abuse and mental health programs, etc.). It is believed that implementation of these further alternative programs will ultimately reduce recidivism and thus reduce the aforementioned 425 bed build number to approximately 380 beds. Track 2 developed a building "bricks and mortar" solution, which will be brought to the voters in the fall of 2004. This CJAAC proposal is for a \$29.7 million 380 bed facility realized by renovating/expanding the *existing* jail facilities with the expansion occurring at the downtown Courthouse site. This community solution was embraced by the Board of Supervisors following three Community Jail Summits at which broad based community input was received.

As the appointed Community Jail and Alternatives Advisory Committee meets to develop additional alternatives to incarceration programs and a long term community-based solution to serving the increased population at the jail, the County will continue to house and transport prisoners to out-of-county facilities if and when available. The costs of housing and transportation of prisoners and funding various alternatives to incarceration programs and increased jail staffing are anticipated to be in excess of \$1,743,655 in FY05.

The Secondary Roads capital program totals \$2,000,000. \$800,000 to pave 11.7 miles on Scott Park Road, \$760,000 to pave a portion of McCausland West (F33 from Y68 east to McCausland), \$60,000 bridge replacement in Winfield Township, \$80,000 box culvert replacement, and \$300,000 in macadam surfacing projects. There also is \$5,255,000 in State farm-to-market funds and federal-state pass through assistance for additional road construction that will be realized in FY05. These funds are paid at the State level to benefit Scott County and do not pass directly through the County's capital improvement plan budget.

The Conservation Department capital plan totals \$550,000. The single largest project (\$250,000) is for construction of the beach house replacement at West Lake Park. Other projects include playground equipment and picnic table replacements at Scott County Park and West Lake Park, and construction of a Red Cabin replacement at Scott County Park.

Many of the projects listed are for major repairs, renovations, or replacements. Aggressive planning in these areas keeps ongoing maintenance costs down and helps eliminate the added interest cost burden associated with large-scale projects required due to years of neglect or deferment. The Board of Supervisors encourages County departments to be innovative when submitting capital improvement project requests especially in areas that will have a positive impact in reducing ongoing operating costs.

The following projects in total will increase the County's annual operating budget by \$6,900:

<b>PROJECT</b>	<b>-----IMPACT ON ANNUAL OPERATING BUDGET-----</b>			
	<b>MAINT. EXPENSE</b>	<b>UTILITIES EXPENSE</b>	<b>SUPPLIES EXPENSE</b>	<b>TOTAL IMPACT</b>
<i>Replace Video Court Equipment</i>	-1000	0	0	-1000
<i>Jail Roof replacement</i>	0	-500	0	-500
<i>Sprinkle East Annex Building</i>	500	200	0	700
<i>Administrative Center Chiller Replacement</i>	500	2000	0	2500
<i>Pine Knoll Chiller/ACCU Replacement</i>	-1500	1500	0	0
<i>Horst Building Roof Replacement</i>	-250	-300	0	-550
<i>Property Acquisition</i>	1500	2750	250	4500
<i>County Campus Streetscape</i>	1000	0	800	1,800
<b>Total Impact</b>	<b>\$ 750</b>	<b>\$5,650</b>	<b>\$1,050</b>	<b>\$7,450</b>

The single largest impact on the operating budget is projected to be the property acquisition at the southwest corner of the Administrative Center lot. This would be used for additional parking for the Administrative Center.

The pages that follow lists the individual capital projects planned for the next four years in addition to last year's actual projects and the current year's revised projects. Some projects originally planned for FY04 were moved to FY05 due to timing constraints or longer planning procedures required.

**SCOTT COUNTY  
FIVE YEAR CAPITAL PROJECTS PLAN FOR CONSIDERATION  
FY05 BUDGET PLAN**

	FY03 ACTUAL	FY04 PLAN	FY04 REVISED	FY05 REQUEST	FY06 PLAN	FY07 PLAN	FY08 PLAN	UNPROG NEEDS
<b>APPROPRIATION SUMMARY</b>								
Building & Grounds	1,911,912	854,000	813,329	787,333	666,833	485,834	655,000	1,198,000
Space Plan Utilization Project	3,729,874	900,000	900,000	-	-	651,620	706,160	6,574,526
Equipment Acquisition	1,291,648	1,539,415	944,391	1,668,175	527,700	441,200	528,700	545,000
Vehicle Acquisition	185,377	264,500	263,842	251,000	175,000	180,000	185,000	-
Other Projects	368,436	315,000	335,962	410,000	100,000	100,000	100,000	370,850
Subtotal General CIP Projects	7,487,247	3,872,915	3,257,524	3,116,508	1,469,533	1,858,654	2,174,860	8,688,376
Conservation CIP Projects	724,010	683,612	683,612	550,000	515,000	530,450	546,365	2,000,000
<b>Subtotal Projects Paid From CIP Fund</b>	<b>8,211,257</b>	<b>4,556,527</b>	<b>3,941,136</b>	<b>3,666,508</b>	<b>1,984,533</b>	<b>2,389,104</b>	<b>2,721,225</b>	<b>10,688,376</b>
Secondary Roads Fund Projects	1,045,731	1,405,000	1,420,000	2,000,000	1,100,000	1,100,000	1,100,000	1,100,000
<b>Total All Capital Projects</b>	<b>9,256,988</b>	<b>5,961,527</b>	<b>5,361,136</b>	<b>5,666,508</b>	<b>3,084,533</b>	<b>3,489,104</b>	<b>3,821,225</b>	<b>11,788,376</b>

**REVENUE SUMMARY**

Riverboat Gaming Taxes	805,667	825,000	875,000	875,000	875,000	875,000	875,000
Welcome Center CIP Reimbursements	-	11,880	19,140	16,500	9,240	2,640	2,640
Grants	260,872	-	50,000	50,000			
Eldridge Development Corp Loan Repayment	-	100,000	115,893	-	-	-	-
Political Subdivisions	12,000	-	-	-	-	-	-
Bond Proceeds	-	-	-	-	-	-	-
Miscellaneous (use tax refunds, donations, etc)	35,140	5,500	14,854	16,032	5,500	5,500	5,500

**SCOTT COUNTY  
FIVE YEAR CAPITAL PROJECTS PLAN FOR CONSIDERATION  
FY05 BUDGET PLAN**

	FY03 ACTUAL	FY04 PLAN	FY04 REVISED	FY05 REQUEST	FY06 PLAN	FY07 PLAN	FY08 PLAN	UNPROG NEEDS
<b>REVENUE SUMMARY (cont.)</b>								
Transfers In:								
From General Fund								
Tax Levy (County CIP projects)	400,000	450,000	450,000	500,000	550,000	600,000	650,000	
Tax Levy (agency CIP funding)	185,425	185,425	185,425	185,425	-	-	-	
Tax Levy (Conservation CIP Funding)	-	-	-	-	185,425	185,425	185,425	
Conservation Projects	15,662	250,612	250,612	225,500	225,500	225,500	225,500	
Fund Balance Use (Conservation Increase)	91,500	183,000	183,000	274,500	104,075	119,525	135,440	
Fund Balance Use (County CIP projects)	1,374,157	425,000	305,000	818,405	-	-	-	
Fund Balance Use (agency CIP funding)	105,000	65,000	65,000	50,000	50,000	50,000	50,000	
From Rural Services Fund								
Tax Levy (agency CIP funding)	64,575	64,575	64,575	-	-	-	-	
From Recorder Record Mgt Fund	-	200,000	100,000	200,000	-	-	-	
From Electronic Equipment Fund	594,095	692,718	469,391	764,345	527,700	441,200	528,700	
From Vehicle Replacement Fund	185,377	264,500	263,842	251,000	175,000	180,000	185,000	
From Conservation CIP Fund	-	-	-	-	-	-	-	
<b>Subtotal Revenues</b>	<b>4,129,470</b>	<b>3,723,210</b>	<b>3,411,732</b>	<b>4,226,707</b>	<b>2,707,440</b>	<b>2,684,790</b>	<b>2,843,205</b>	
CIP Fund revenues over (under) expenditures	(4,081,787)	(833,317)	(529,404)	560,199	722,907	295,686	121,980	
<b>CIP Fund Balance Recap</b>								
Beginning Fund Balance	4,731,729	2,256	649,942	120,538	680,737	1,403,644	1,699,330	
Increase (decrease)	(4,081,787)	(833,317)	(529,404)	560,199	722,907	295,686	121,980	
<b>Ending Net CIP Fund Balance*</b>	<b>649,942</b>	<b>(831,061)</b>	<b>120,538</b>	<b>680,737</b>	<b>1,403,644</b>	<b>1,699,330</b>	<b>1,821,310</b>	
*Net of Vehicle and Electronic Equipment Replacement Funds								
Vehicle Replacement Fund Balance	450,877	332,565	364,928	290,628	292,328	289,028	280,728	
Electronic Equipment Fund Balance	531,395	354,949	570,204	312,429	391,300	456,670	434,540	
Conservation CIP Fund Balance	59,594	26,416	59,994	59,994	59,994	59,994	59,994	
Conservation Equipment Fund Balance	96,471	83,257	141,471	160,471	160,471	160,471	160,471	
<b>Ending Gross CIP Fund Balance</b>	<b>1,788,279</b>	<b>(33,874)</b>	<b>1,257,135</b>	<b>1,504,259</b>	<b>2,307,737</b>	<b>2,665,493</b>	<b>2,757,043</b>	



**SCOTT COUNTY  
FIVE YEAR CAPITAL PROJECTS PLAN FOR CONSIDERATION  
FY05 BUDGET PLAN**

	FY03 ACTUAL	FY04 PLAN	FY04 REVISED	FY05 REQUEST	FY06 PLAN	FY07 PLAN	FY08 PLAN	UNPROG NEEDS
<b>A. BUILDING &amp; GROUNDS</b>								
<b>A.1 COURTHOUSE</b>								
CH General Remodeling/Replacement	25,288	10,000	25,000	25,000	25,000	25,000	25,000	-
CH Computer Room Power Line UPS Unit	361	-	-	-	-	-	-	-
CH Computer Room Modular Furniture	1,394	-	-	-	-	-	-	-
CH Exterior Lighting	-	5,000	5,000	-	-	-	-	-
CH Abate/reinsulate boiler	-	-	-	-	30,000	-	-	-
CH Boiler replacement	-	-	-	-	100,000	-	-	-
Ch Restricted lot overlay	-	-	-	-	17,500	-	-	-
CH Main lot overlay	-	-	-	-	-	-	125,000	-
CH Relocate Sheriff Communication Center	15	-	-	-	-	-	-	-
CH Renovate Elevator Cars	-	-	-	-	25,000	-	-	-
CH HVAC Piping Replacement	9,521	-	-	-	-	-	-	-
CH Windows Replacement-Phase I	-	-	-	-	-	50,000	50,000	175,000
CH Parking Lot Overlay	-	-	-	-	-	-	-	50,000
CH Building Access Controls	4,998	-	-	-	-	-	-	-
CH Replace Video Court Equipment	-	30,000	30,000	30,000	-	-	-	-
CH Waterproof Sub-Basement	-	25,000	-	25,000	-	-	-	-
<b>TOTAL COURTHOUSE</b>	<b>41,578</b>	<b>70,000</b>	<b>60,000</b>	<b>80,000</b>	<b>197,500</b>	<b>75,000</b>	<b>200,000</b>	<b>225,000</b>
<b>A.2 JAIL</b>								
JL General Remodeling/Replacement	21,721	30,000	25,000	25,000	25,000	25,000	25,000	-
JL Jail Building Feasibility	1,052	-	-	-	-	-	-	-
JL Phase Two Study	102,080	75,000	95,000	-	-	-	-	-
JL Clean/Waterproof/Seal Exterior	-	25,000	-	-	25,000	-	-	-
JL NW AHU/ACCU replacement	-	-	-	-	45,000	-	-	-
JL Roof Replacement	-	40,000	-	40,000	-	-	-	-
JL Tuckpoint Old Building	-	8,500	-	-	8,500	-	-	-
JL Cell Painting/repairs	8,123	-	-	25,000	25,000	25,000	25,000	-
JL Chiller replacement	-	-	-	-	107,500	107,500	-	-

**SCOTT COUNTY  
FIVE YEAR CAPITAL PROJECTS PLAN FOR CONSIDERATION  
FY05 BUDGET PLAN**

	FY03 ACTUAL	FY04 PLAN	FY04 REVISED	FY05 REQUEST	FY06 PLAN	FY07 PLAN	FY08 PLAN	UNPROG NEEDS
JL New Sallyport/Booking Area Remodeling	-	-	-	-	-	-	-	650,000
JL Renovate Dishroom	-	14,000	14,000	-	-	-	-	-
<b>TOTAL JAIL</b>	<b>132,976</b>	<b>192,500</b>	<b>134,000</b>	<b>90,000</b>	<b>236,000</b>	<b>157,500</b>	<b>50,000</b>	<b>650,000</b>

**A.3 TREMONT BUILDING**

TR General Remodeling/Replacement	2,823	5,000	5,000	5,000	5,000	5,000	5,000	-
TR Renovate Energy Managemnet System	-	-	-	-	-	-	-	15,000
TR Holding Cell Construction	-	30,000	-	-	-	-	-	-
TR Overhead Door Replacement	4,696	-	-	-	-	-	-	-
TR Sound Baffling for Jail Annex	-	15,000	-	-	-	-	-	-
TR Parking Lot Overlay	-	-	-	-	-	-	-	35,000
TR Impound/Evidence Storage	-	20,000	-	-	-	-	-	-
TR Expanded Program Space	-	151,000	274,000	-	-	-	-	-
TR Expanded Patrol Division Space	-	-	-	-	-	-	-	100,000
<b>TOTAL TREMONT BUILDING</b>	<b>7,519</b>	<b>221,000</b>	<b>279,000</b>	<b>5,000</b>	<b>5,000</b>	<b>5,000</b>	<b>5,000</b>	<b>150,000</b>

**A.4 ANNEX**

AN General Remodeling/Replacement	19,199	7,500	10,000	7,500	7,500	7,500	7,500	-
AN Building signage east	-	-	-	8,000	-	-	-	-
AN Sprinkle east building	-	-	-	45,000	-	-	-	-
AN Juvenile Detention Center Expansion	1,329,411	150,000	150,000	-	-	-	-	-
<b>TOTAL ANNEX</b>	<b>1,348,610</b>	<b>157,500</b>	<b>160,000</b>	<b>60,500</b>	<b>7,500</b>	<b>7,500</b>	<b>7,500</b>	<b>-</b>

**SCOTT COUNTY  
FIVE YEAR CAPITAL PROJECTS PLAN FOR CONSIDERATION  
FY05 BUDGET PLAN**

	FY03 ACTUAL	FY04 PLAN	FY04 REVISED	FY05 REQUEST	FY06 PLAN	FY07 PLAN	FY08 PLAN	UNPROG NEEDS
<b>A.5 ADMINISTRATIVE CENTER</b>								
AC General Remodeling/Replacement	17,705	7,500	10,000	7,500	7,500	7,500	7,500	-
AC Remodel/Redecorate Interior	-	-	-	-	-	-	-	-
AC Refurbish Elevator Cars	100,905	80,000	60,000	-	-	-	-	-
AC Exterior Lighting	-	-	-	-	-	-	-	28,000
AC Parking Lot Overlay	-	-	-	-	-	50,000	50,000	-
AC Chiller Replacement	13,569	-	1,329	210,000	-	-	-	-
AC Expand Irrigation System	698	-	-	-	-	-	-	-
<b>TOTAL ADMINISTRATIVE CENTER</b>	<b>132,877</b>	<b>87,500</b>	<b>71,329</b>	<b>217,500</b>	<b>7,500</b>	<b>57,500</b>	<b>57,500</b>	<b>28,000</b>
<b>A.6 PINE KNOLL</b>								
PK General Remodeling/Replacement	11,654	10,000	10,000	10,000	10,000	15,000	15,000	-
PK Remodel/Redecorate Interior	8,909	10,000	10,000	10,000	10,000	10,000	10,000	-
PK Wiring update	-	-	-	-	-	-	100,000	-
PK High Efficiency Lighting	-	-	-	15,000	-	-	-	-
PK Spinkler install	-	-	-	-	-	-	135,000	-
PK Reurbish Exterior Main Building	-	-	-	45,000	-	-	-	-
PK Energy Management System Renovation	-	-	-	-	-	15,000	15,000	-
PK Parking Lot Overlay	-	-	-	-	-	-	-	70,000
PK Air Handling System Upgrade	11,815	-	-	-	-	-	-	-
PK Chiller/ACCU Replacement	-	-	-	83,333	83,333	83,334	-	-
<b>TOTAL PINE KNOLL</b>	<b>32,379</b>	<b>20,000</b>	<b>20,000</b>	<b>163,333</b>	<b>103,333</b>	<b>123,334</b>	<b>275,000</b>	<b>70,000</b>
<b>A.7 HORST BUILDING</b>								
HB General Remodeling/Replacement	1,125	-	3,500	3,500	3,500	3,500	3,500	-
HB Roof replacement	-	-	-	35,000	-	-	-	-
<b>TOTAL HORST BUILDING</b>	<b>1,125</b>	<b>-</b>	<b>3,500</b>	<b>38,500</b>	<b>3,500</b>	<b>3,500</b>	<b>3,500</b>	<b>-</b>

**SCOTT COUNTY  
FIVE YEAR CAPITAL PROJECTS PLAN FOR CONSIDERATION  
FY05 BUDGET PLAN**

	FY03 ACTUAL	FY04 PLAN	FY04 REVISED	FY05 REQUEST	FY06 PLAN	FY07 PLAN	FY08 PLAN	UNPROG NEEDS
<b>A.8 OTHER BUILDING &amp; GROUNDS</b>								
OB Miscellaneous Landscaping	-	2,500	2,500	7,500	2,500	2,500	2,500	-
OB Regulatory Compliance Cost	17,739	10,000	14,000	10,000	10,000	10,000	10,000	-
OB Garage/storage	-	-	-	-	40,000	-	-	-
OB Radio Tower General Replacement	539	-	-	-	-	-	-	-
OB Parking Lot Repair/Maintenance	2,335	5,000	5,000	5,000	5,000	5,000	5,000	-
OB Records Management	5,008	20,000	25,000	35,000	35,000	35,000	35,000	-
OB Property Acquisition	87,832	50,000	-	50,000	-	-	-	-
OB Soil Contamination Resolution	35,287	-	10,000	-	-	-	-	-
OB Security Enhancements	4,020	-	-	-	-	-	-	75,000
<b>TOTAL OTHER B &amp; G</b>	<b>152,761</b>	<b>87,500</b>	<b>56,500</b>	<b>107,500</b>	<b>92,500</b>	<b>52,500</b>	<b>52,500</b>	<b>75,000</b>
<b>A.9 WELCOME CENTER</b>								
WC Welcome Center Gen Remod/Replacement	-	2,000	2,000	2,000	2,000	2,000	2,000	-
WC Landscape Planting Replacement	-	2,000	2,000	2,000	2,000	2,000	2,000	-
WC Exterior Painting	-	-	-	5,000	-	-	-	-
WC Tree Pruning-Flowering Crab	570	-	-	-	-	-	-	-
WC Signage Replacement	-	3,500	-	-	3,500	-	-	-
WC High Efficiency Lighting	-	4,000	-	4,000	-	-	-	-
WC Energy Management Equipment	-	3,000	-	-	3,000	-	-	-
WC Building Surge Suppression	-	3,500	-	-	3,500	-	-	-
WC Roof Replacement	-	-	12,000	12,000	-	-	-	-
WC Furnace Replacements	-	-	13,000	-	-	-	-	-
WC Interior Renovation	61,517	-	-	-	-	-	-	-
<b>TOTAL WELCOME CENTER</b>	<b>62,087</b>	<b>18,000</b>	<b>29,000</b>	<b>25,000</b>	<b>14,000</b>	<b>4,000</b>	<b>4,000</b>	<b>-</b>
<b>TOTAL BUILDING &amp; GROUNDS</b>	<b>1,911,912</b>	<b>854,000</b>	<b>813,329</b>	<b>787,333</b>	<b>666,833</b>	<b>485,834</b>	<b>655,000</b>	<b>1,198,000</b>

**SCOTT COUNTY  
FIVE YEAR CAPITAL PROJECTS PLAN FOR CONSIDERATION  
FY05 BUDGET PLAN**

	FY03 ACTUAL	FY04 PLAN	FY04 REVISED	FY05 REQUEST	FY06 PLAN	FY07 PLAN	FY08 PLAN	UNPROG NEEDS
<b>B. SPACE UTILIZATION MASTER PLAN</b>								
PHASE I								
1 Renovate DHS	7,143	-	-	-	-	-	-	-
2 Renov 6th FL/move BOS/Admin/IT/FSS	88,148	-	-	-	-	-	-	-
2.A 6th Floor Structural Steel	67,118	-	-	-	-	-	-	-
3 Construct Elevator Tower	463,853	-	-	-	-	-	-	-
5 Off load Juvenile Court Services	-	-	-	-	-	-	-	-
PHASE II								
6 Renov 3/4 4th FL & move Health Dept	136,156	-	-	-	-	-	-	-
7 Renov 1/4 4th FL & move Comm Services	24,809	-	-	-	-	-	-	-
8.A Renov 1/4 LL & Move Sheriff	444,539	-	-	-	-	-	-	-
8.B Telephone Switch Location	50,724	-	-	-	-	-	-	-
8.C Renov Computer Center	356,320	-	-	-	-	-	-	-
8.D Renov Record Storage Area	2,269	-	-	-	-	-	-	-
PHASE III								
9 Renov 1st FL and move Treasurer	815,235	-	369,000	-	-	-	-	-
10 Renov 5th FL and move Aud/Rec/Assessors	896,203	-	351,000	-	-	-	-	-
11 Construct Community Pavilion Addition	376,711	900,000	180,000	-	-	-	-	-
12 Renov 1/4 1st FL & move Associate Court	-	-	-	-	-	-	706,160	-
PHASE IV								
13 Renov 1/2 2nd FL & move County Attorney	644	-	-	-	-	651,620	-	-
14 Renov 1/4 2nd FL & move Juv Crim & add DC	-	-	-	-	-	-	-	607,000
15 Renov 1/4 1st FL & move Clerk-civil	-	-	-	-	-	-	-	588,020
PHASE V								
16 Renov 1/4 2nd FL-add District Court	-	-	-	-	-	-	-	779,150
17 Renov 1/4 1st FL & move Clerk-criminal	-	-	-	-	-	-	-	488,020
18 Renov 1/4 1st FL & move Magistrate Court	-	-	-	-	-	-	-	507,650
PHASE VI								
19 Construct Building Link	-	-	-	-	-	-	-	262,080
20 Renov 1/4(x3) 3rd FL-3 small Distr Criminal	-	-	-	-	-	-	-	1,369,316
21 Renov 3/4 3rd FL-'83 Jail-move Crt Admin	-	-	-	-	-	-	-	392,340
22 Renov 1/4 3rd FL-one District Court	-	-	-	-	-	-	-	579,670
23 Renov 2nd FL-'83 Jail-move Juv Crt Services	-	-	-	-	-	-	-	521,788
24 Renov 1/2 1st FL-'83 Jail-Jury Assembly	-	-	-	-	-	-	-	311,012
25 Renov 1/2 1st FL-'83 Jail-Sheriff Admin	-	-	-	-	-	-	-	168,480
<b>TOTAL SPACE UTILIZATION MASTER PLAN</b>	<b>3,729,874</b>	<b>900,000</b>	<b>900,000</b>	<b>-</b>	<b>-</b>	<b>651,620</b>	<b>706,160</b>	<b>6,574,526</b>

**SCOTT COUNTY  
FIVE YEAR CAPITAL PROJECTS PLAN FOR CONSIDERATION  
FY05 BUDGET PLAN**

	FY03 ACTUAL	FY04 PLAN	FY04 REVISED	FY05 REQUEST	FY06 PLAN	FY07 PLAN	FY08 PLAN	UNPROG NEEDS
<b>C. EQUIPMENT ACQUISITION</b>								
EE ComServ-Copier Replacement	-	-	-	5,500	-	-	-	-
EE ComServ-MH/DD Software	-	25,000	-	-	-	-	-	-
EE ComServ-Protective Payee Software	-	10,000	-	-	-	-	-	-
EE DHS Copier Replacement	-	10,000	3,292	5,500	-	-	-	-
EE FSS-Access Control Update	-	-	40,000	-	-	-	-	-
EE FSS-Large Format Scanner	1,754	-	-	-	-	-	-	-
EE FSS-Printshop copier	-	-	-	25,000	-	-	-	-
EE FSS-Imaging System	-	32,500	-	-	-	-	-	-
EE FSS Coin operated copier	-	-	-	-	7,000	-	-	-
EE FSS-800 MHz Radio	5,988	2,800	2,768	-	-	-	-	-
EE FSS-Campus Fiber Optic Ring	-	-	13,755	-	50,000	-	-	-
EE FSS-Bar Code Reader/software	619	-	-	-	-	-	-	25,000
EE FSS Digital "as is" drawing system	-	-	-	-	-	-	-	20,000
EE FSS-CAFM Software	-	-	-	-	-	-	-	120,000
EE FSS-Fax Machine	-	-	-	850	-	-	-	-
EE FSS Video Teleconference (ICN parole)	-	-	-	26,000	-	-	-	-
EE FSS-Color Copier	20,684	-	-	-	-	-	-	-
EE FSS-Elmo Presentation Center	-	10,500	10,500	-	-	-	-	-
EE FSS-Defibrillators	-	4,500	4,500	-	-	-	-	-
EE FSS-Postage Machine	-	25,000	-	25,000	-	-	-	-
EE IT-Phone System Upgrades	9,768	30,000	30,000	75,000	75,000	30,000	30,000	-
EE IT-PC LAN Repair/Replacement	710	25,000	25,000	25,000	25,000	25,000	25,000	-
EE IT-PC LAN Upgrade:PC's/Printers	90,414	60,000	60,000	60,000	60,000	60,000	60,000	-
EE IT-PC LAN Upgrade:Wiring	6,335	-	5,000	5,000	5,000	5,000	5,000	-
EE IT-PC LAN Upgrade:Windows Software	50,066	35,000	35,000	35,000	35,000	35,000	35,000	-
EE IT-PC LAN Upgrade:Internet	442	5,000	-	-	-	-	-	-
EE IT-PC LAN Upgrade:File Servers	13,902	15,000	15,000	15,000	15,000	15,000	15,000	-
EE IT-PC LAN Upgrade:Com Server	3,586	-	-	-	-	-	-	-
EE IT-PC LAN Upgrade:Imaging Systems	11,634	30,000	20,000	30,000	30,000	30,000	30,000	-
EE IT-PC LAN Upgrade:Remote Sites WANS	20,656	20,000	10,000	20,000	20,000	20,000	20,000	-

**SCOTT COUNTY  
FIVE YEAR CAPITAL PROJECTS PLAN FOR CONSIDERATION  
FY05 BUDGET PLAN**

	FY03 ACTUAL	FY04 PLAN	FY04 REVISED	FY05 REQUEST	FY06 PLAN	FY07 PLAN	FY08 PLAN	UNPROG NEEDS
EE IT-PC LAN Upgrade:LAN Edge Devices	24,928	40,000	40,000	20,000	20,000	20,000	20,000	75,000
EE IT-PC LAN Maintenance	548	-	-	-	-	-	-	-
EE IT-Web Site Development	1,007	5,000	2,000	2,500	2,500	2,500	2,500	-
EE IT-Connect Remote Sites Phone System	2,694	-	-	-	-	-	-	-
EE IT-Upgrade Phone System Caller ID	18,946	-	-	-	-	-	-	-
EE IT-Network Review Study	2,000	2,000	2,000	2,000	2,000	2,000	2,000	-
EE IT-Tape Backup Equipment	-	20,000	-	250,000	20,000	20,000	20,000	-
EE IT-New Servers	6,610	30,000	30,000	30,000	30,000	30,000	30,000	-
EE IT-Server Software Licenses	12,827	15,000	15,000	15,000	15,000	15,000	15,000	50,000
EE IT-Client Management Software	18,173	-	-	-	-	-	-	-
EE IT-Replace Monitors	13,465	10,000	15,000	15,000	15,000	15,000	15,000	-
EE IT-Upgrade to Microsoft Office 200x	132,980	-	-	-	-	-	-	-
EE IT-Upgrade Clients to XP	-	50,000	90,000	75,000	-	-	-	-
EE IT-Replace Property Tax System	243,038	150,000	165,000	-	-	-	-	-
EE IT-TAR:Firewall Intrusion Test	-	2,600	-	-	-	-	-	-
EE IT-TAR:Firewall Upgrade	7,990	-	-	-	-	-	-	30,000
EE IT-TAR:Internet Monitoring Config Review	-	2,000	2,000	-	-	-	-	-
EE IT-TAR:Citrix Metaframe, Thin Client Network	54,174	-	25,000	20,000	-	-	-	150,000
EE IT-TAR:Network Documentation	-	6,000	-	6,000	-	-	-	-
EE IT-TAR:Basic NSA Training	461	10,000	10,000	10,000	10,000	10,000	10,000	-
EE IT-TAR:GIS Strategic Plan Development	64,347	-	-	-	-	-	-	-
EE IT-TAR:E-Business Strategies	-	25,000	-	25,000	25,000	25,000	25,000	-
EE IT-TAR:Technology Partner Support	3,813	12,500	12,500	13,000	13,500	14,000	14,500	-
EE IT- Software Maintenance	36,515	196,700	37,000	154,900	52,700	67,700	154,700	-
EE Rec-Mgt Fund Projects	69	200,000	100,000	200,000	-	-	-	-
EE Rec-Copying Machine	-	-	-	5,500	-	-	-	-
EE Rec-Imaging Upgrade Project	14,296	-	-	-	-	-	-	-
EE Sher-Investigation Software/Equipment	5,752	18,115	-	3,000	-	-	-	-
EE Sher-Forensic recovery computer software	-	-	-	4,000	-	-	-	-
EE Sher-Moving Radar Units	3,774	1,200	-	6,000	-	-	-	-
EE Sher-In Car Video Systems	15,780	16,200	-	17,980	-	-	-	-
EE Sher-Mobile data computers	-	-	-	308,830	-	-	-	-
EE Sher-Copier Machine	1,158	-	-	5,500	-	-	-	-

**SCOTT COUNTY  
FIVE YEAR CAPITAL PROJECTS PLAN FOR CONSIDERATION  
FY05 BUDGET PLAN**

	FY03 ACTUAL	FY04 PLAN	FY04 REVISED	FY05 REQUEST	FY06 PLAN	FY07 PLAN	FY08 PLAN	UNPROG NEEDS
EE Remote 800 mhz backup systems	-	-	-	12,815	-	-	-	-
EE Sher-Law Enforcement Mgt Systems	144,882	300,000	60,000	-	-	-	-	-
EE Sher-CAD System	13,600	-	-	-	-	-	-	-
EE Sher-Portable Repeater System	-	15,000	-	-	-	-	-	-
EE Sher-E911 System Replacement	-	-	-	-	-	-	-	75,000
EE Jail-Jail Management System	24,895	-	60,000	-	-	-	-	-
EE Jail-Flat Screen Color Monitors	650	-	-	-	-	-	-	-
EE Jail-Color Cameras	30,212	7,600	-	8,550	-	-	-	-
EE Jail-Color Monitor Replacement	1,238	-	-	4,200	-	-	-	-
EE Jail-800 MHz Radios	16,113	4,200	-	21,800	-	-	-	-
EE Jail fax machine	-	-	-	1,050	-	-	-	-
EE Jail-Jail Programs Computers/Software	-	25,000	-	7,700	-	-	-	-
EE Jail-Digital Recording System	-	25,000	-	-	-	-	-	-
EE Jail probabtion/parole system	-	-	-	70,000	-	-	-	-
EE Treas-Copier Machine Repl-General Store	-	10,000	4,076	-	-	-	-	-
EE Sheriff-SCFCA Radio Project	138,158	-	-	-	-	-	-	-
<b>TOTAL ELECTRONIC EQUIP</b>	<b>1,291,648</b>	<b>1,539,415</b>	<b>944,391</b>	<b>1,668,175</b>	<b>527,700</b>	<b>441,200</b>	<b>528,700</b>	<b>545,000</b>
 <b>D. VEHICLES</b>								
VE Sheriff Patrol Vehicles	117,364	142,500	142,500	150,000	-	-	-	-
VE Sheriff Jail 15 Passenger Transport Van	24,588	25,000	25,000	42,000	-	-	-	-
VE Sheriff Used Investigation Vehicle	13,234	40,000	40,000	40,000	-	-	-	-
VE Health Inspection Vehicles	13,023	33,000	34,990	-	-	-	-	-
VE Health Pickup	17,168	-	-	-	-	-	-	-
VE Health Class IV Truck	-	24,000	21,352	-	-	-	-	-
VE FSS Motor pool vehicle	-	-	-	19,000	-	-	-	-
VE Vehicle Replacements	-	-	-	-	175,000	180,000	185,000	-
<b>TOTAL VEHICLES</b>	<b>185,377</b>	<b>264,500</b>	<b>263,842</b>	<b>251,000</b>	<b>175,000</b>	<b>180,000</b>	<b>185,000</b>	<b>-</b>



**SCOTT COUNTY  
FIVE YEAR CAPITAL PROJECTS PLAN FOR CONSIDERATION  
FY05 BUDGET PLAN**

	FY03 ACTUAL	FY04 PLAN	FY04 REVISED	FY05 REQUEST	FY06 PLAN	FY07 PLAN	FY08 PLAN	UNPROG NEEDS
<b>E. OTHER PROJECTS</b>								
OP Kahl Educational Center Contribution	13,436	-	5,962	-	-	-	-	-
OP Friends Of Brady Street Street Contribution	40,000	-	-	-	-	-	-	-
OP Business Continuity/Disaster Recovery Study	-	-	-	60,000	-	-	-	-
OP DavenportOne D1 Initiative	50,000	50,000	50,000	50,000	-	-	-	-
OP Scott County Library Bldg Renov Project	112,500	112,500	112,500	112,500	-	-	-	-
OP Scott County Family Y Multiple Expansion	87,500	87,500	87,500	87,500	-	-	-	-
OP First Tee of the Quad Cities	65,000	-	-	-	-	-	-	-
OP County Campus Streetscape	-	-	15,000	50,000	50,000	50,000	50,000	120,850
OP John O'Donnell Renovation	-	50,000	50,000	50,000	50,000	50,000	50,000	250,000
OP Grand Excursion2004	-	15,000	15,000	-	-	-	-	-
<b>Total Other Projects</b>	<b>368,436</b>	<b>315,000</b>	<b>335,962</b>	<b>410,000</b>	<b>100,000</b>	<b>100,000</b>	<b>100,000</b>	<b>370,850</b>
<b>Subtotal General CIP Projects</b>	<b>7,487,247</b>	<b>3,872,915</b>	<b>3,257,524</b>	<b>3,116,508</b>	<b>1,469,533</b>	<b>1,858,654</b>	<b>2,174,860</b>	<b>8,688,376</b>
Conservation Projects	724,010	683,612	683,612	550,000	515,000	530,450	546,365	2,000,000
Secondary Roads Projects	1,045,731	1,405,000	1,420,000	2,000,000	1,100,000	1,100,000	1,100,000	1,100,000
<b>Grand Total All CIP Projects</b>	<b>9,256,988</b>	<b>5,961,527</b>	<b>5,361,136</b>	<b>5,666,508</b>	<b>3,084,533</b>	<b>3,489,104</b>	<b>3,821,225</b>	<b>11,788,376</b>

